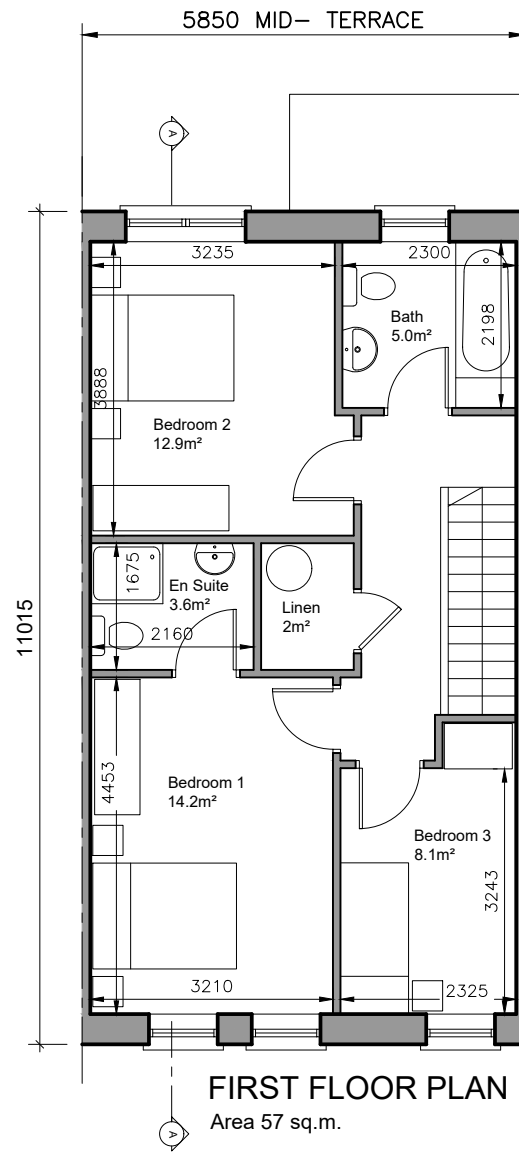
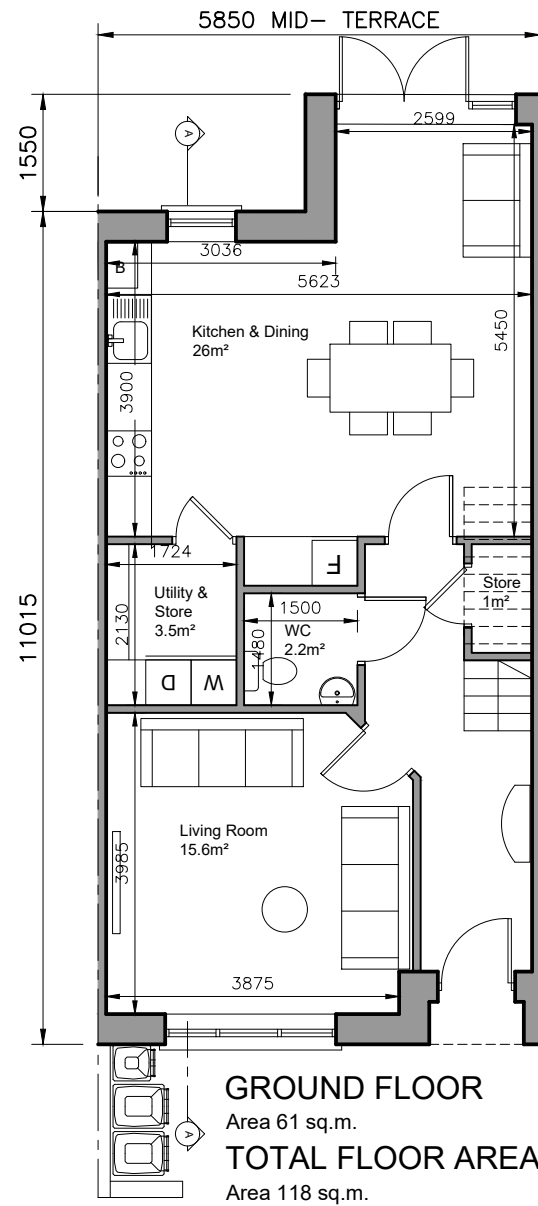
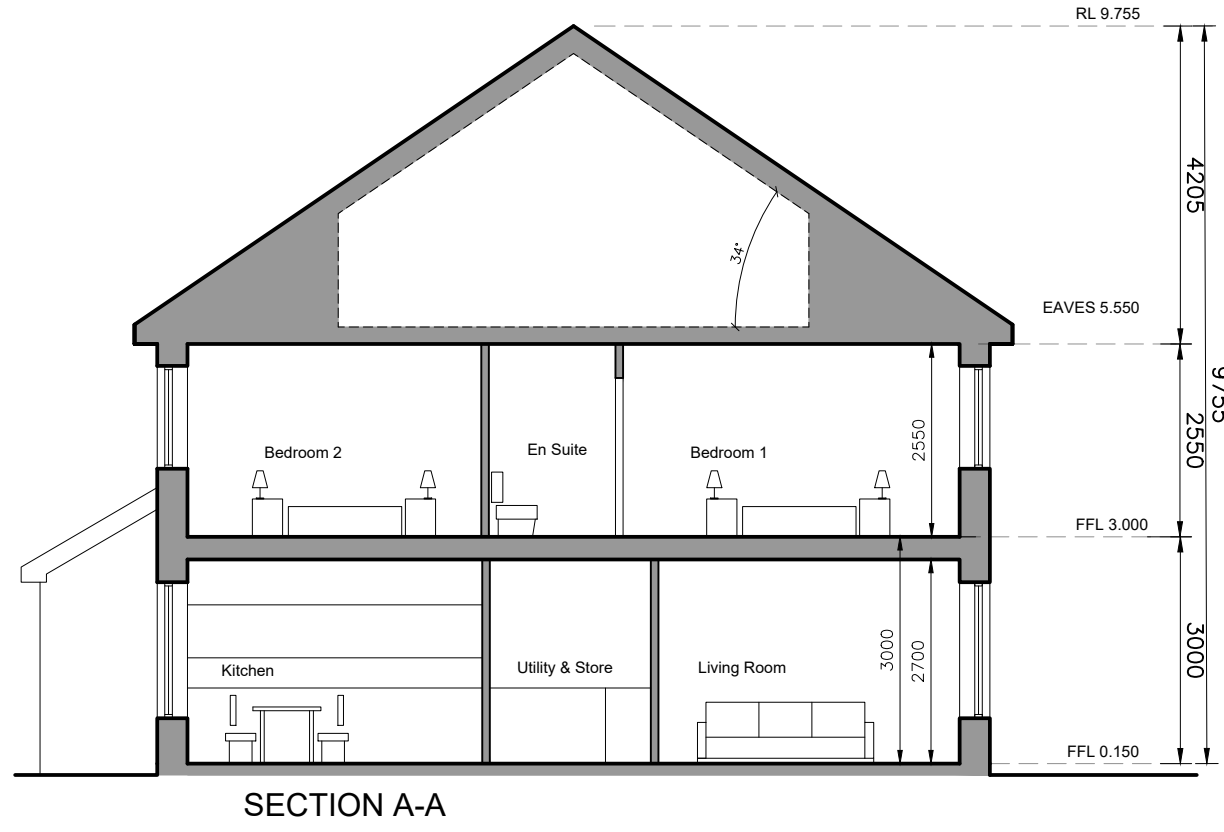
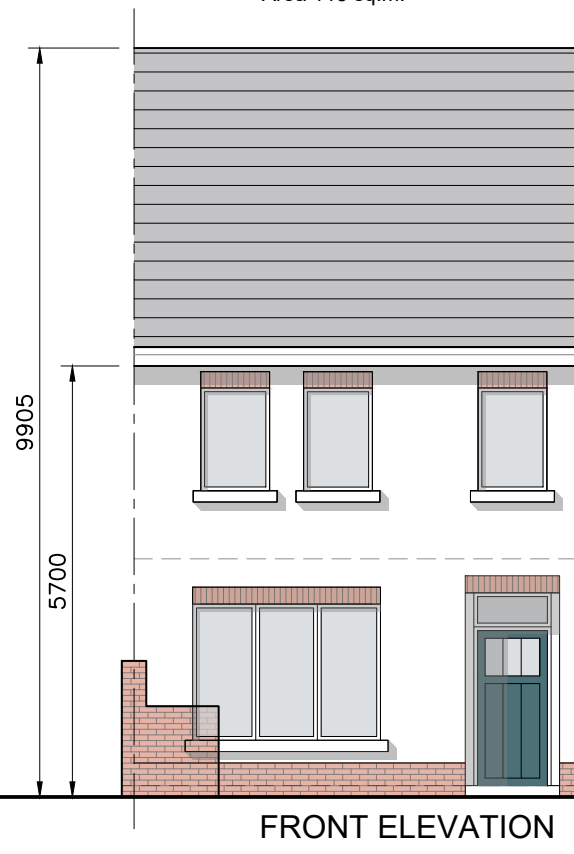


PROPOSED HOUSE TYPES
OLDTOWN, SWORDS SHD STAGE 3
MARCH 2022

CONROY CROWE KELLY
Architects & Urban Designers



3-bed/5 person, 2 storey:		FCC Min.
Agg. Living	41.6	34
Agg. Bedrooms	35.2	32
Storage	6.5	5



© This drawing is copyright.
 1 Do not scale this drawing.
 2 Errors and omissions to be immediately notified to Architect.
 3 All dimensions to be checked on site.
 4 To be read with relevant Engineers drawings.

NORTH

Refer to Site layout Plan for specific orientation of House Types.

Notes:

- All dimensions in millimetres
- Orientation varies. See site layout plan.
- This Housetype may be handed. See site layout plan.
- For proposed finished floor levels please refer to proposed site layout drawing.

External Finishes:

Roof:
Slate or clay/concrete tiles with solar thermal or photovoltaic panels subject to orientation and detailed design

Walls:
Painted render finish and/or Selected facing brick

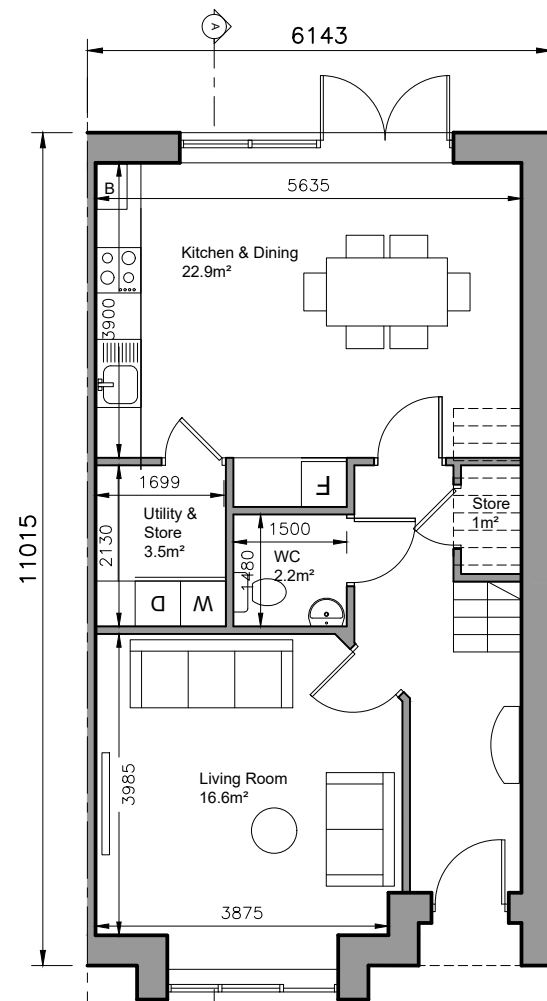
Windows:
uPVC framed

Gutters/downpipes:
uPVC or aluminium

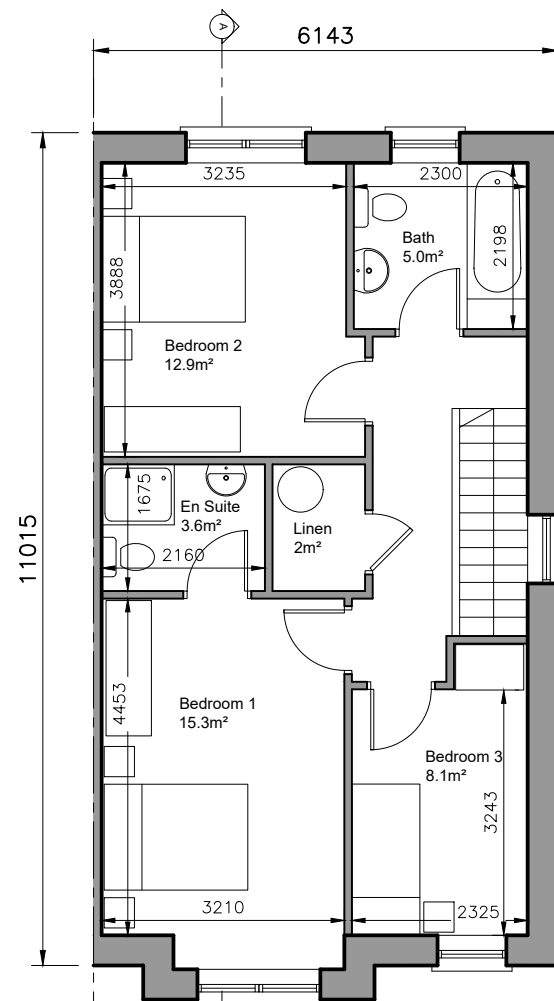
Front Door:
Selected coloured composite or painted timber door with fanlight and/or sidelight and/or glazed light in leaf

revisions	date	inls

description	drawing no.
House Type B	1736-SHD-H-101
Plans, Section & Elevations	rev.
job	scale
Development at Oldtown, Swords, Co. Dublin PHASE 5	1:100 A3
client	date
Gerard Gannon Properties	MAR '22
issue	drawn
Planning SHD Stage 3	AOL
	checked
	PG
CONROY CROWE KELLY ARCHITECTS	
65 MERRION SQUARE DUBLIN 2	
PHONE 6613990/1 FAX 6765715 e-mail info@cck.ie	

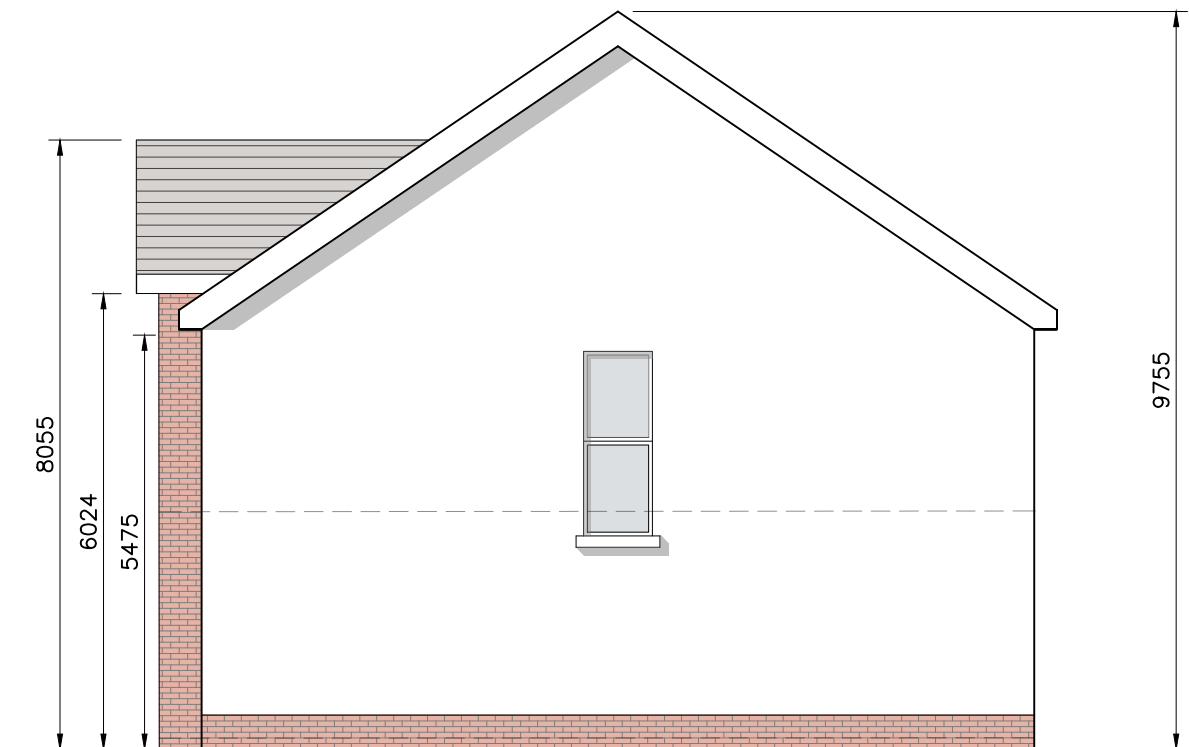


GROUND FLOOR
Area 57 sq.m.
TOTAL FLOOR AREA
Area 115 sq.m.

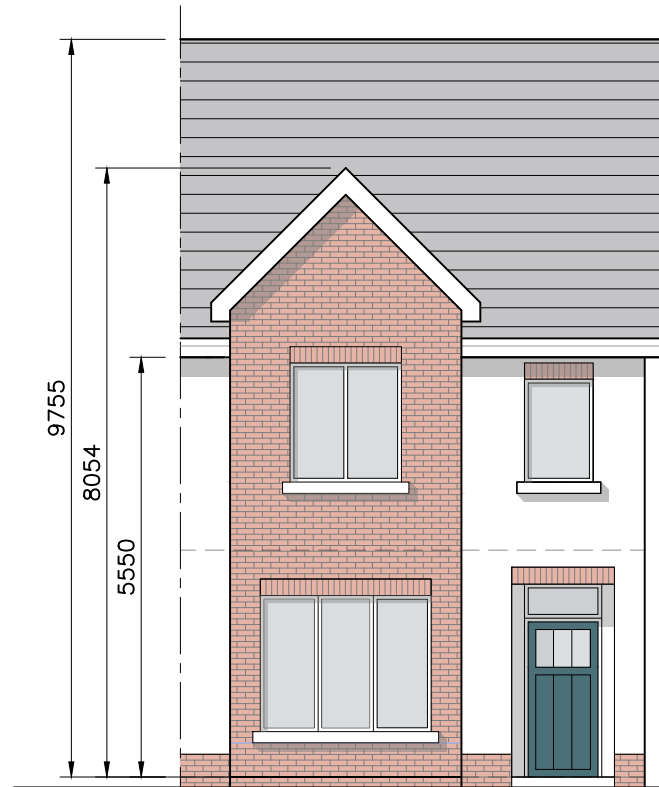


FIRST FLOOR PLAN
Area 58 sq.m.

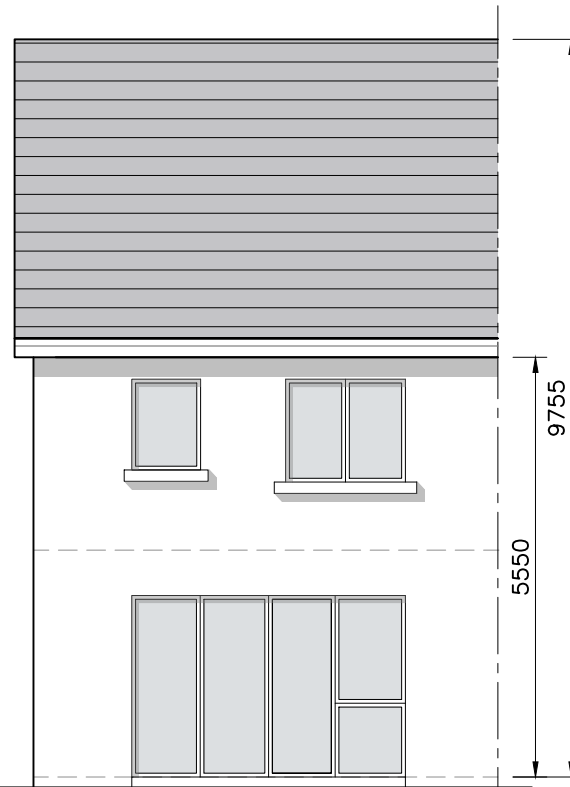
3-bed/5 person, 2 storey:	FCC Min.
Agg. Living	39.5 34
Agg. Bedrooms	36.3 32
Storage	6.5 5



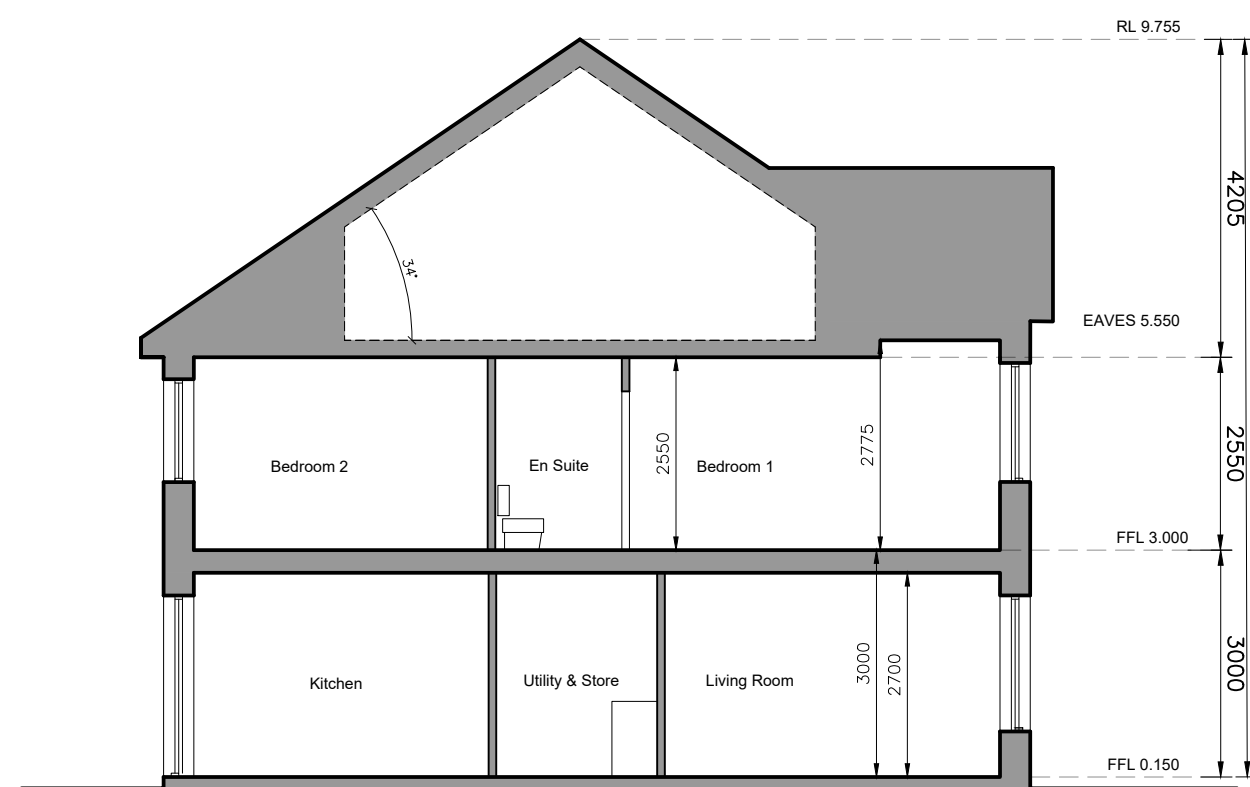
SIDE ELEVATION



FRONT ELEVATION



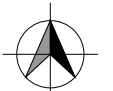
REAR ELEVATION



SECTION A-A

- © This drawing is copyright.
- 1 Do not scale this drawing.
 - 2 Errors and omissions to be immediately notified to Architect.
 - 3 All dimensions to be checked on site.
 - 4 To be read with relevant Engineers drawings.

NORTH



Refer to Site layout Plan for specific orientation of House Types.

Notes:

1. All dimensions in millimetres
2. Orientation varies. See site layout plan.
3. This Housetype may be handed. See site layout plan.
4. For proposed finished floor levels please refer to proposed site layout drawing.

External Finishes:

Roof:
Slate or clay/concrete tiles with solar thermal or photovoltaic panels subject to orientation and detailed design

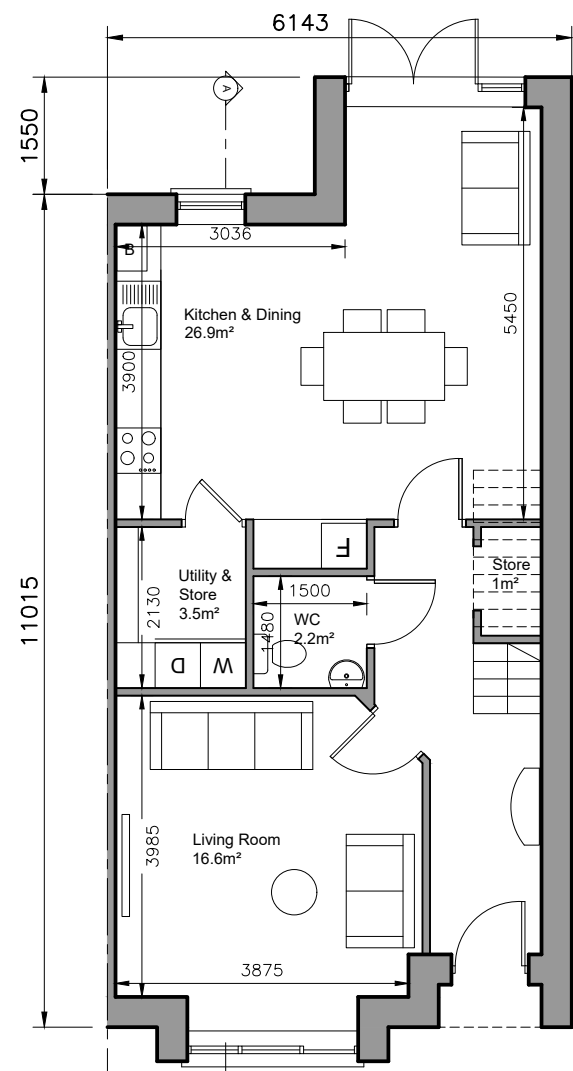
Walls:
Painted render finish and/or Selected facing brick

Windows:
uPVC framed

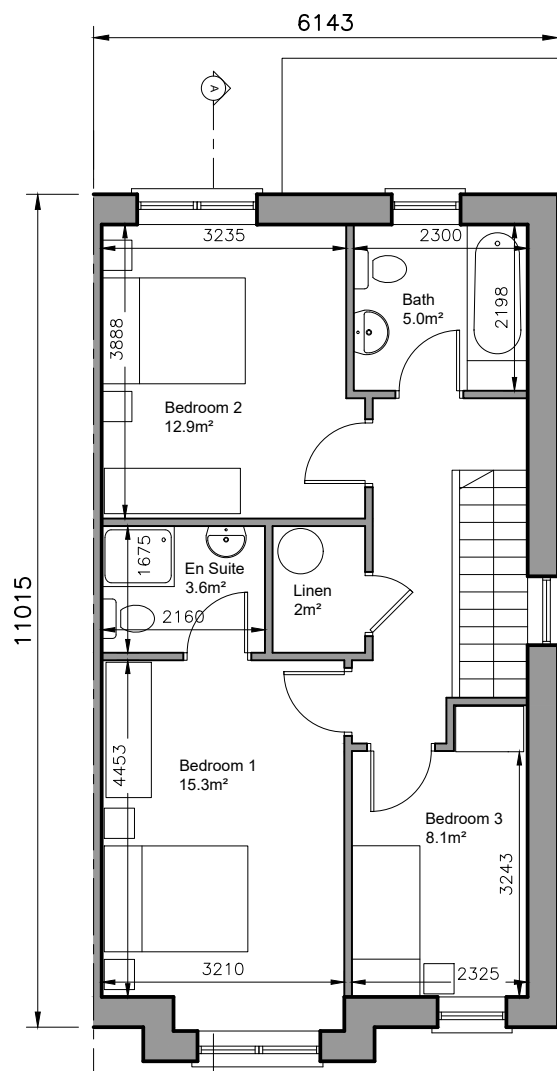
Gutters/downpipes:
uPVC or aluminium

Front Door:
Selected coloured composite or painted timber door with fanlight and/or sidelight and/or glazed light in leaf

revisions	description	date	inls
	House Type C		
	Plans, Section & Elevations		
	Development at Oldtown, Swords, Co. Dublin PHASE 5		
	Gerard Gannon Properties		
	Planning SHD Stage 3		
	CONROY CROWE KELLY ARCHITECTS		
	65 MERRION SQUARE DUBLIN 2		
	PHONE 6613990/1 FAX 6765715 e-mail info@cck.ie		

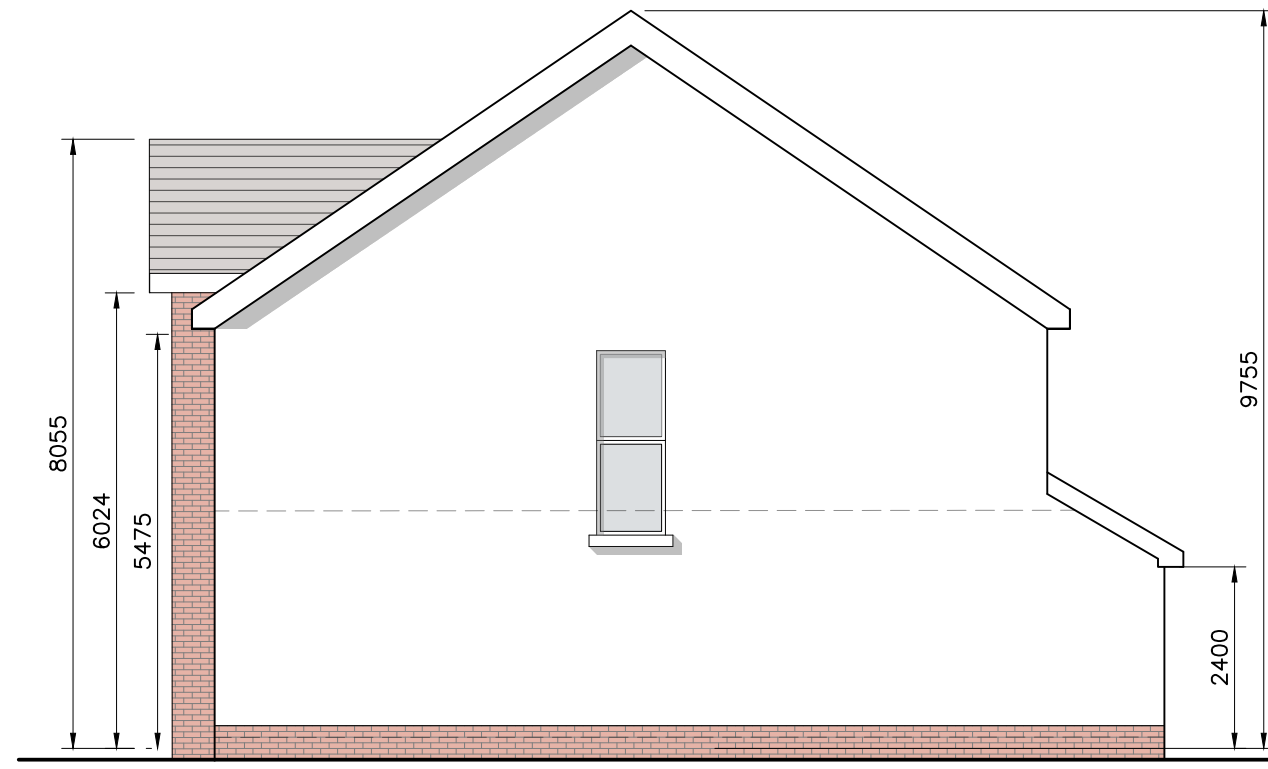


GROUND FLOOR
Area 62 sq.m.
TOTAL FLOOR AREA
Area 120 sq.m.

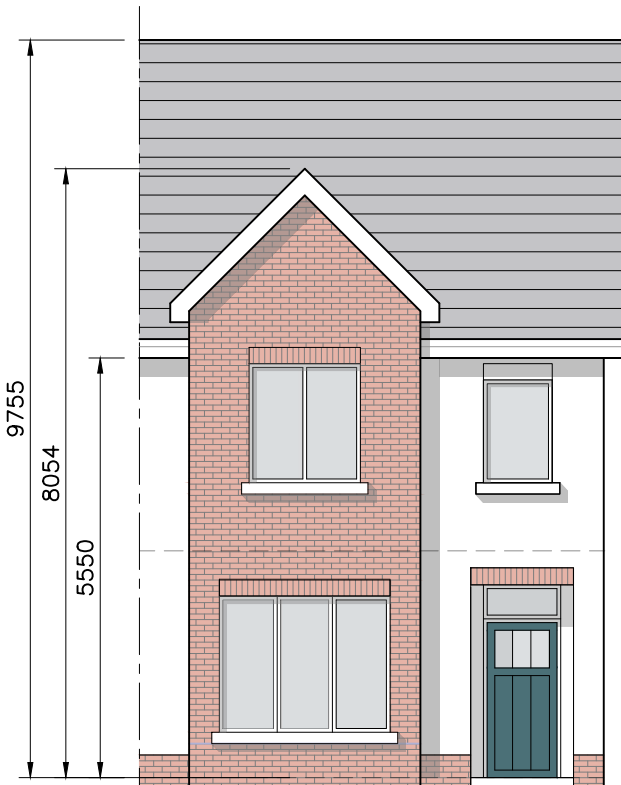


FIRST FLOOR PLAN
Area 58 sq.m.

3-bed/5 person, 2 storey:		FCC Min.
Agg. Living	43.5	34
Agg. Bedrooms	36.3	32
Storage	6.5	5



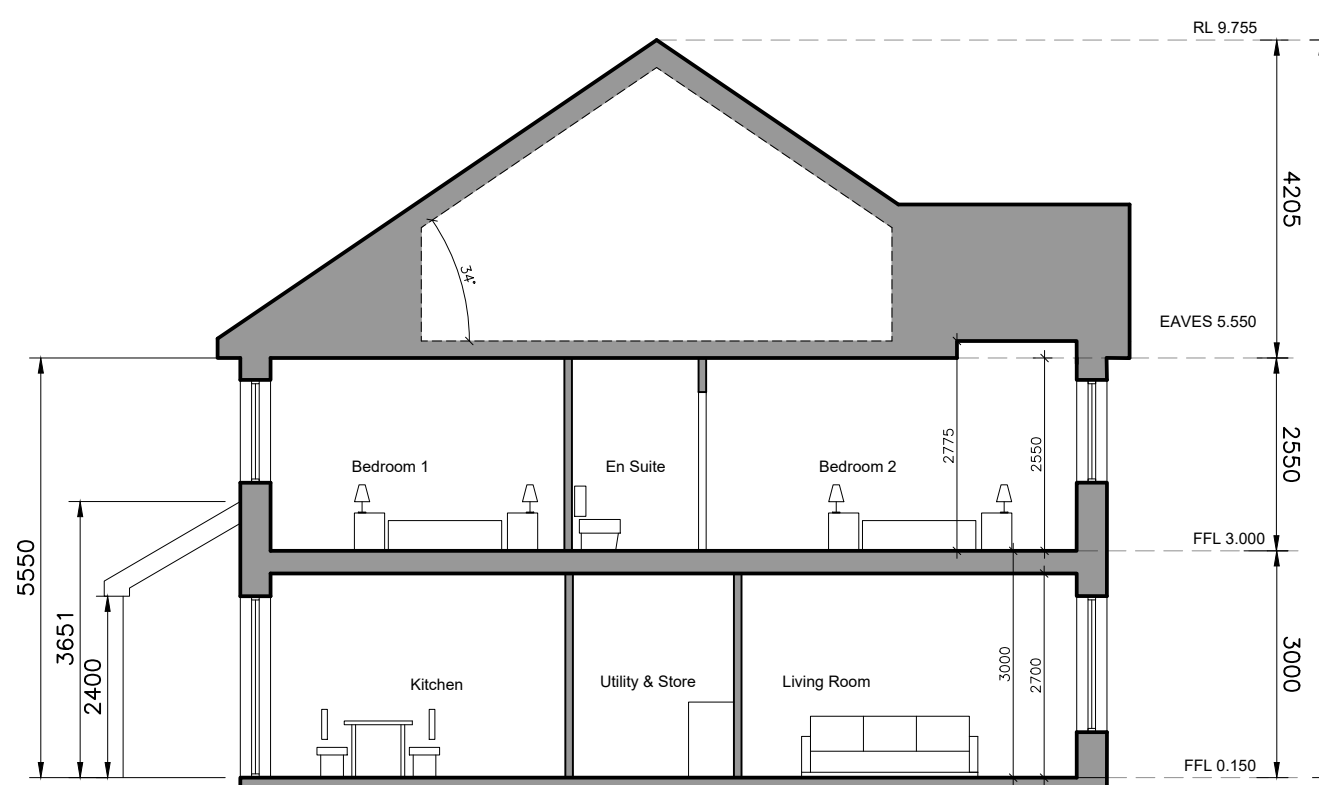
SIDE ELEVATION



FRONT ELEVATION



REAR ELEVATION



SECTION A-A

- © This drawing is copyright.
 1 Do not scale this drawing.
 2 Errors and omissions to be immediately notified to Architect.
 3 All dimensions to be checked on site.
 4 To be read with relevant Engineers drawings.

NORTH



Refer to Site layout Plan for specific orientation of House Types.

Notes:

- All dimensions in millimetres
- Orientation varies. See site layout plan.
- This Housetype may be handed. See site layout plan.
- For proposed finished floor levels please refer to proposed site layout drawing.

External Finishes:

Roof:
Slate or clay/concrete tiles with solar thermal or photovoltaic panels subject to orientation and detailed design

Walls:
Painted render finish and/or Selected facing brick

Windows:
uPVC framed

Gutters/downpipes:
uPVC or aluminium

Front Door:
Selected coloured composite or painted timber door with fanlight and/or sidelight and/or glazed light in leaf

revisions description date inls

revisions	description	date	inls
	House Type D		
	Plans, Section & Elevations		

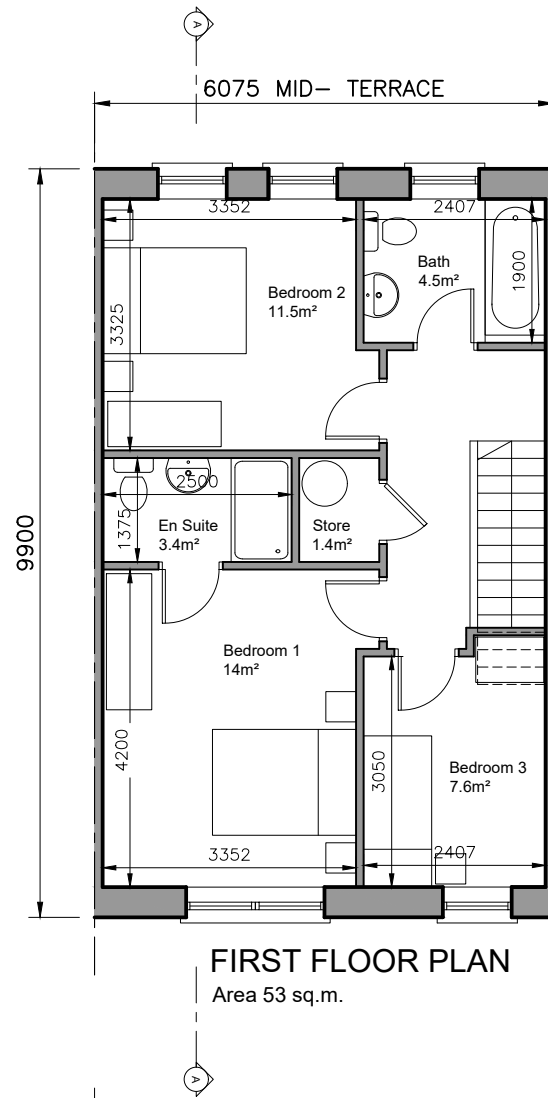
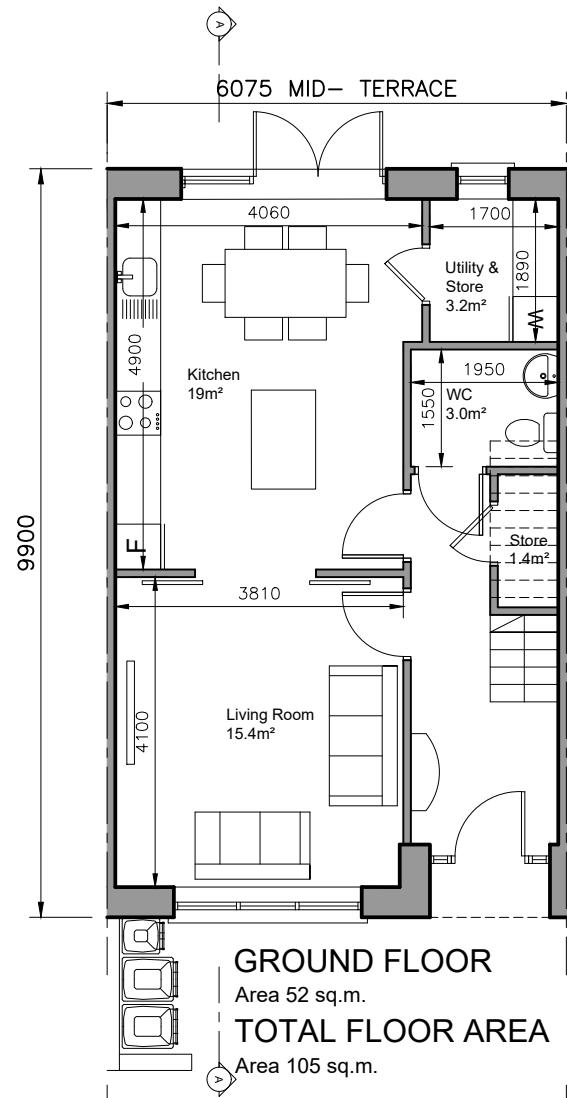
drawing no. 1736-SHD-H-103	rev'n.
scale 1:100 A3	date MAR '22
job Development at Oldtown, Swords, Co. Dublin PHASE 5	drawn AOL
	checked PG

client
Gerard Gannon Properties

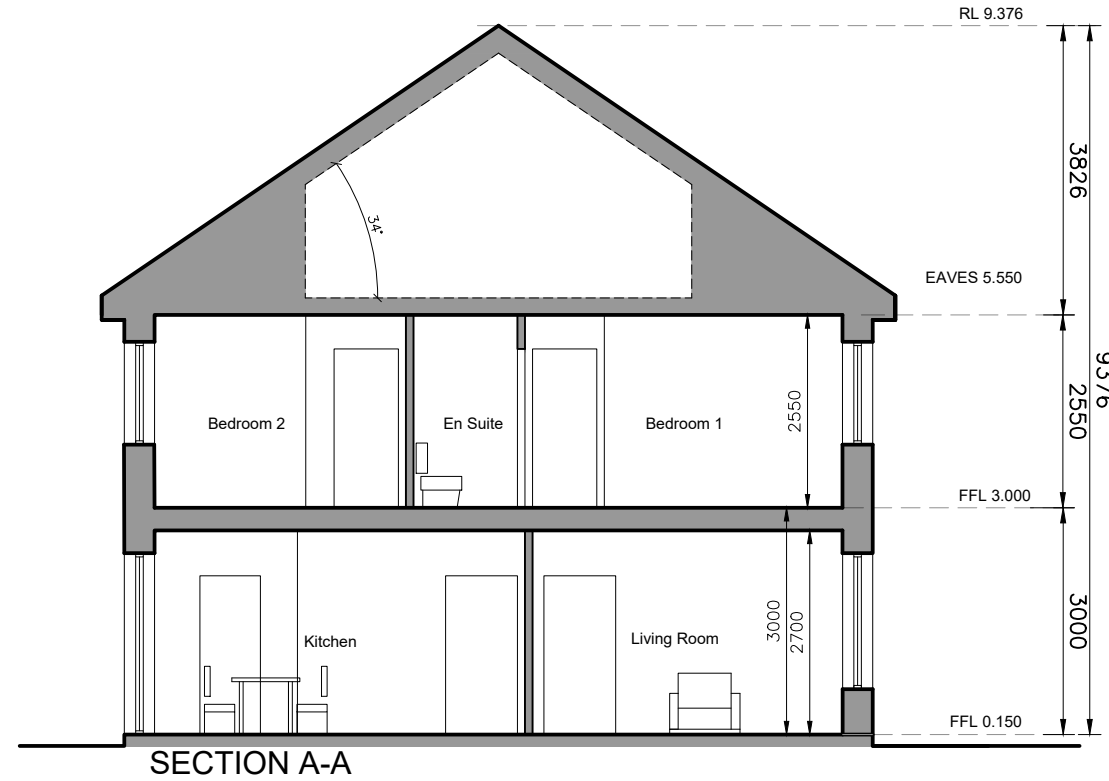
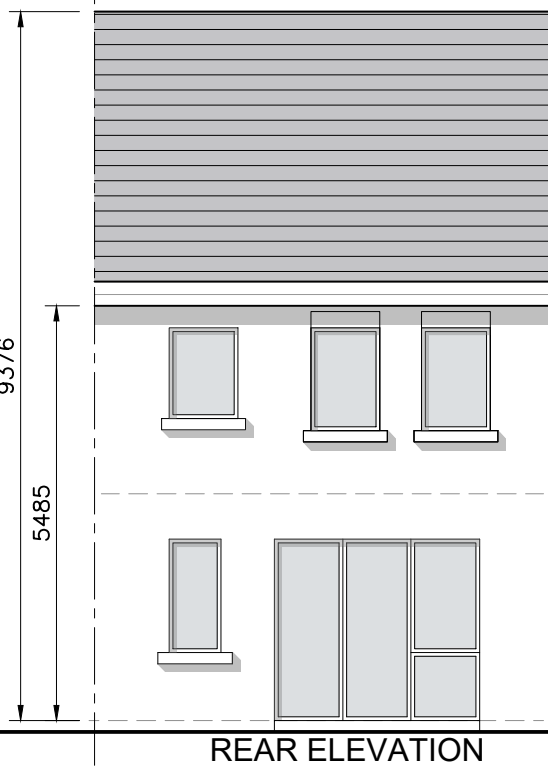
issue
Planning SHD Stage 3

CONROY CROWE KELLY ARCHITECTS
65 MERRION SQUARE DUBLIN 2

PHONE 6613990/1 FAX 6765715
e-mail info@cck.ie



3-bed/5 person, 2 storey:	FCC Min.
Agg. Living	34.4
Agg. Bedrooms	33.1
Storage	6
	34
	32
	5



- © This drawing is copyright.
- 1 Do not scale this drawing.
- 2 Errors and omissions to be immediately notified to Architect.
- 3 All dimensions to be checked on site.
- 4 To be read with relevant Engineers drawings.



Refer to Site layout Plan for specific orientation of House Types.

Notes:

- 1. All dimensions in millimetres
- 2. Orientation varies. See site layout plan.
- 3. This Housetype may be handed. See site layout plan.
- 4. For proposed finished floor levels please refer to proposed site layout drawing.

External Finishes:

Roof:
Slate or clay/concrete tiles with solar thermal or photovoltaic panels subject to orientation and detailed design

Walls:
Painted render finish and/or Selected facing brick

Windows:
uPVC framed

Gutters/downpipes:
uPVC or aluminium

Front Door:
Selected coloured composite or painted timber door with fanlight and/or sidelight and/or glazed light in leaf

revisions description date inls

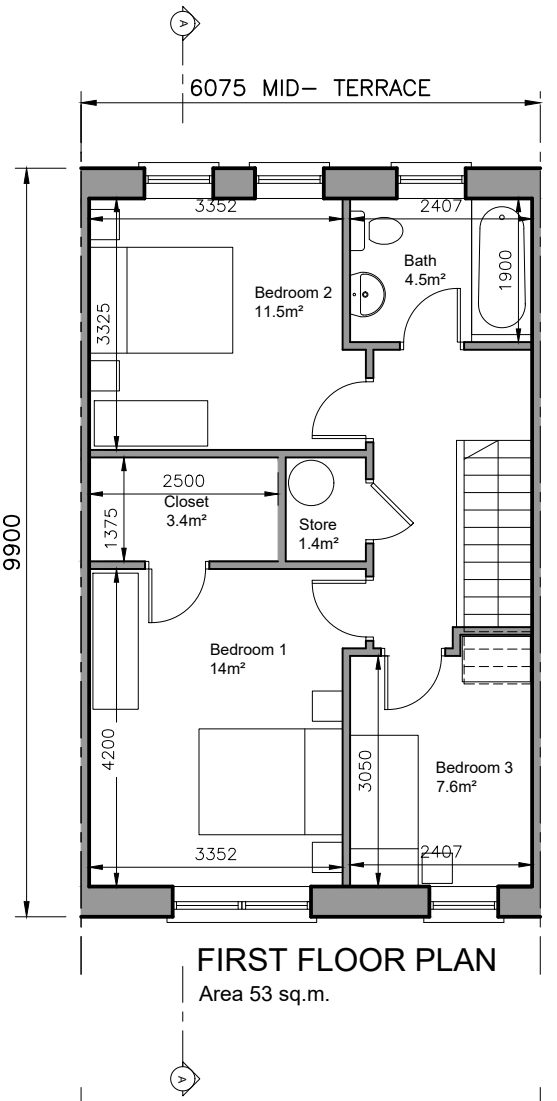
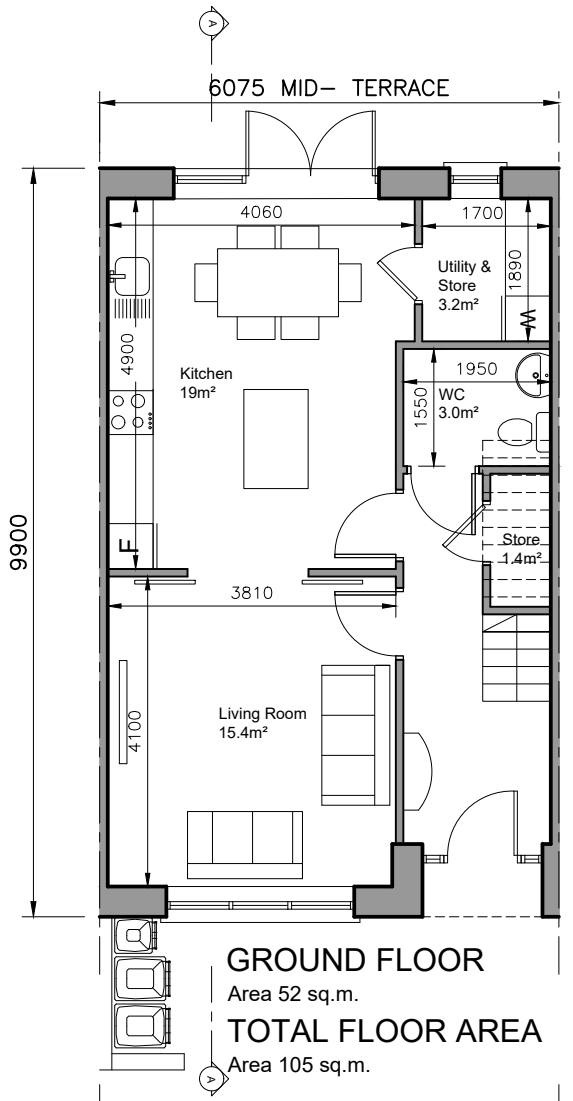
description	drawing no.
House Type E	1736-SHD-H-104
Plans, Section & Elevations	rev.

job	scale
Development at Oldtown, Swords, Co. Dublin PHASE 5	1:100 A3
client	date
Gerard Gannon Properties	MAR '22
issue	drawn
Planning SHD Stage 3	AOL
	checked
	PG

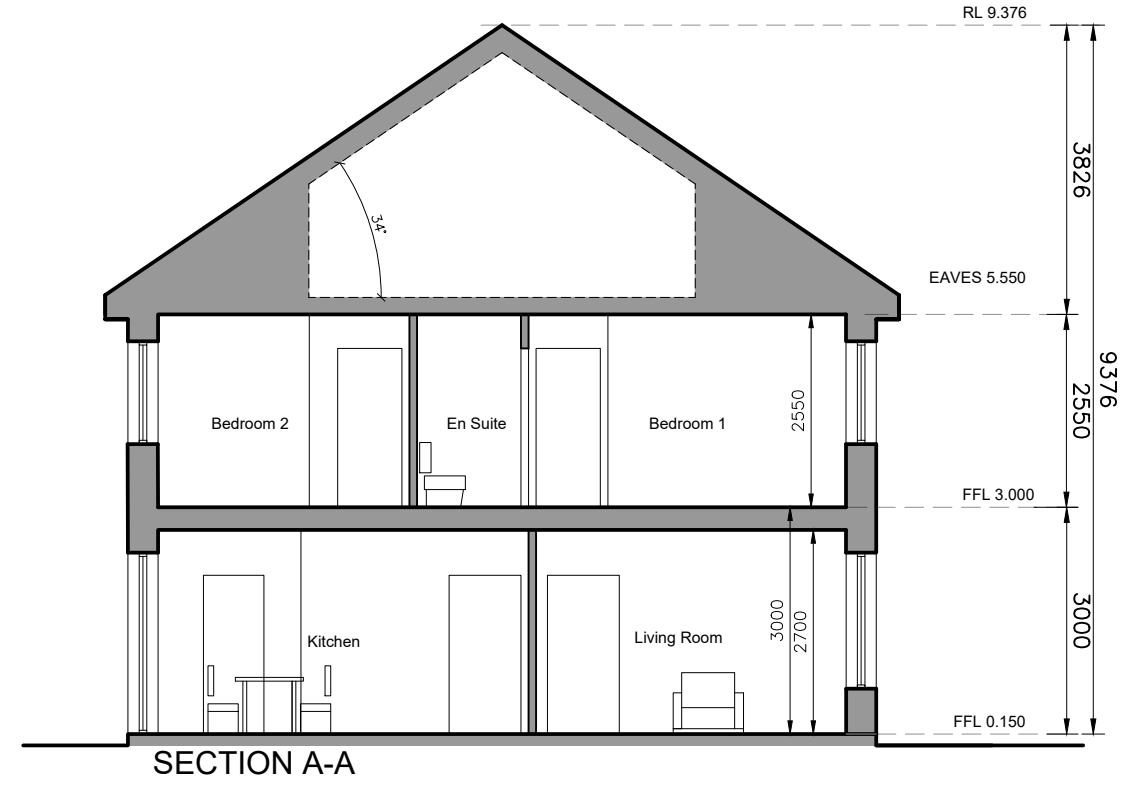
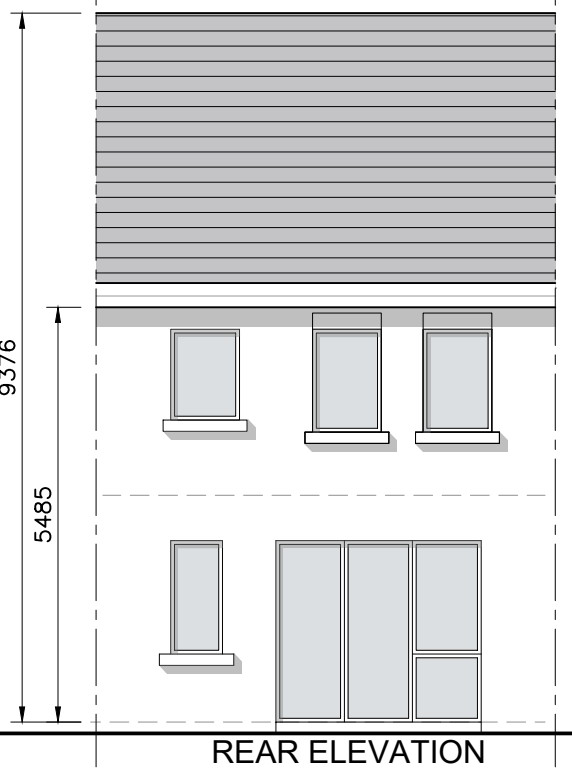
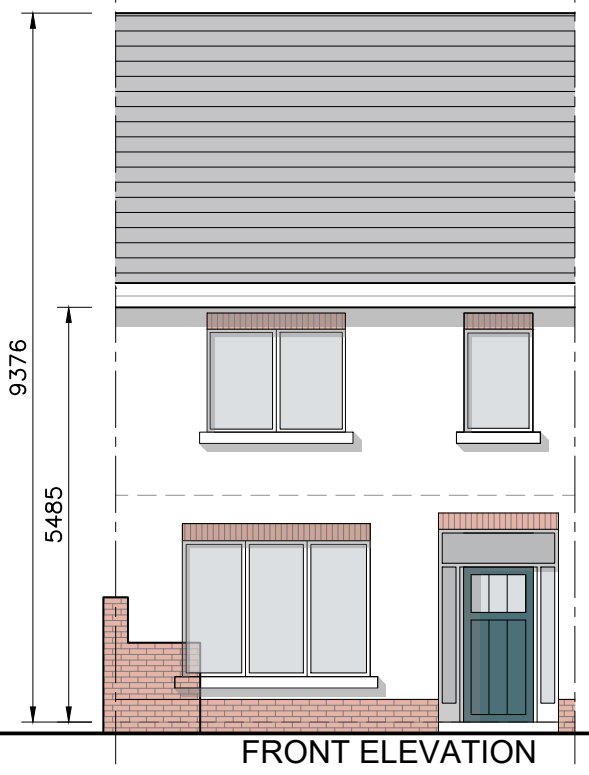
client
Gerard Gannon Properties

issue
Planning SHD Stage 3

CONROY CROWE KELLY ARCHITECTS
65 MERRION SQUARE DUBLIN 2
PHONE 6613990/1 FAX 6765715
e-mail info@cck.ie



3-bed/5 person, 2 storey:	FCC Min.
Agg. Living	34.4
Agg. Bedrooms	33.1
Storage	9.4
	34
	32
	5



- © This drawing is copyright.
 1 Do not scale this drawing.
 2 Errors and omissions to be immediately notified to Architect.
 3 All dimensions to be checked on site.
 4 To be read with relevant Engineers drawings.



Refer to Site layout Plan for specific orientation of House Types.

Notes:

- All dimensions in millimetres
- Orientation varies. See site layout plan.
- This Housetype may be handed. See site layout plan.
- For proposed finished floor levels please refer to proposed site layout drawing.

External Finishes:

Roof:
Slate or clay/concrete tiles with solar thermal or photovoltaic panels subject to orientation and detailed design

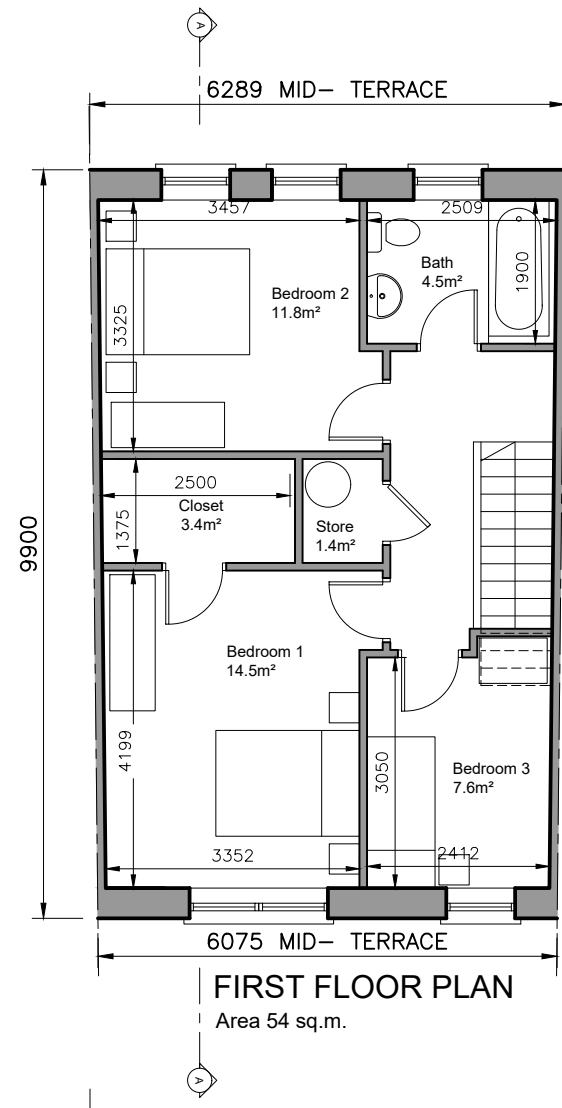
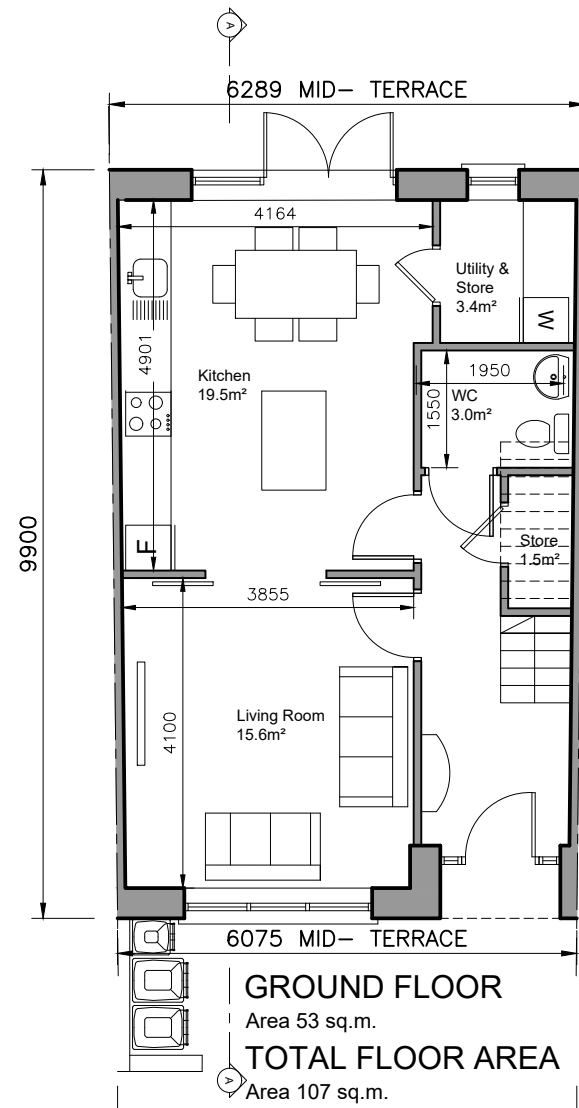
Walls:
Painted render finish and/or Selected facing brick

Windows:
uPVC framed

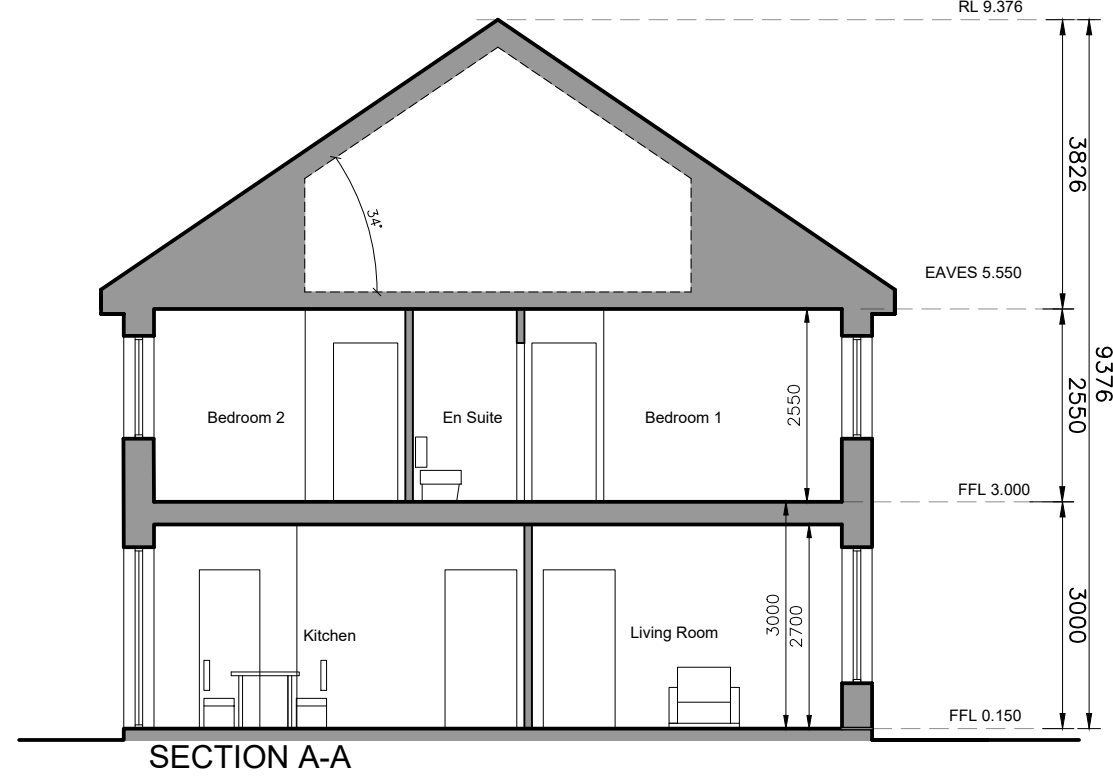
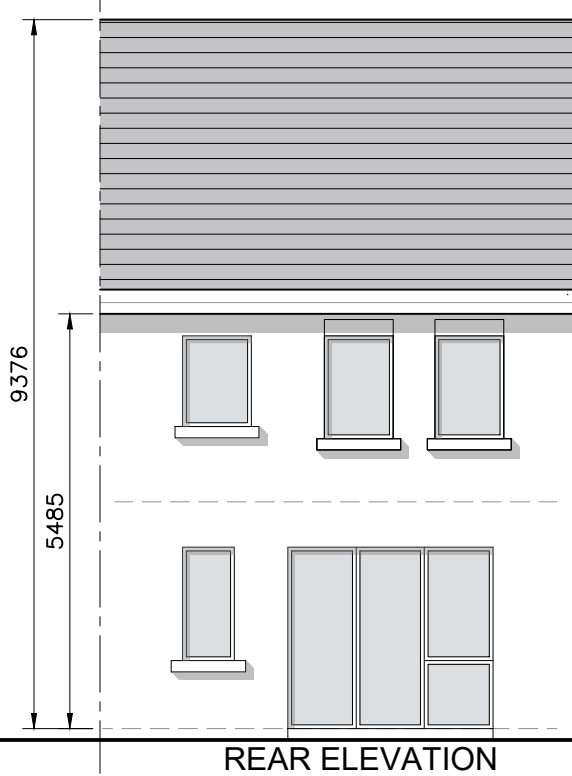
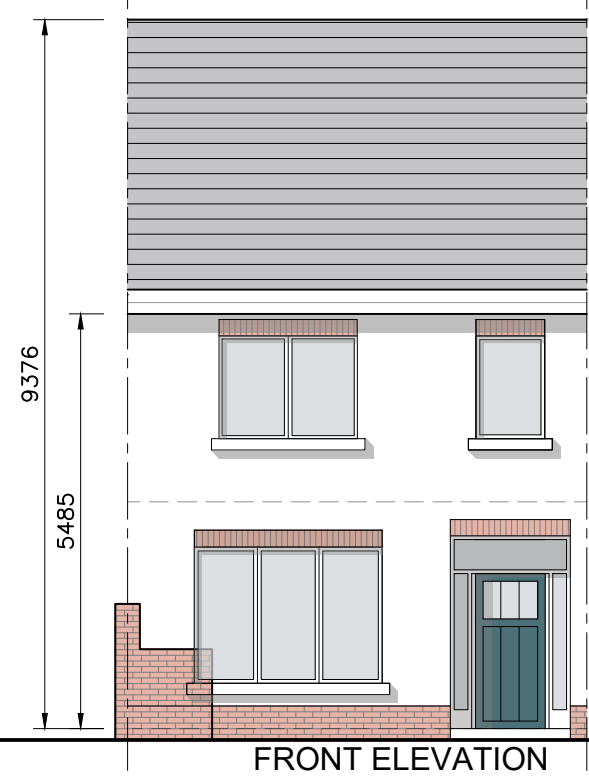
Gutters/downpipes:
uPVC or aluminium

Front Door:
Selected coloured composite or painted timber door with fanlight and/or sidelight and/or glazed light in leaf

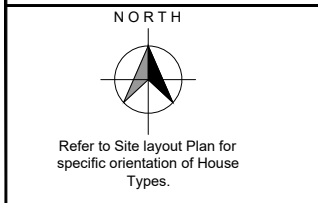
revisions	description	date	inls
	House Type E (Part V)		
	Plans, Section & Elevations		
	Development at Oldtown, Swords, Co. Dublin PHASE 5		
	Gerard Gannon Properties		
	Planning SHD Stage 3		
	CONROY CROWE KELLY ARCHITECTS		
	65 MERRION SQUARE DUBLIN 2		
	PHONE 66139901 FAX 6765715 e-mail info@cck.ie		



3-bed/5 person, 2 storey:		FCC Min.
Agg. Living	35.1	34
Agg. Bedrooms	33.9	32
Storage	9.7	5



- © This drawing is copyright.
 1 Do not scale this drawing.
 2 Errors and omissions to be immediately notified to Architect.
 3 All dimensions to be checked on site.
 4 To be read with relevant Engineers drawings.



- Notes:**
- All dimensions in millimetres
 - Orientation varies. See site layout plan.
 - This Housetype may be handed. See site layout plan.
 - For proposed finished floor levels please refer to proposed site layout drawing.

External Finishes:

Roof:
Slate or clay/concrete tiles with solar thermal or photovoltaic panels subject to orientation and detailed design

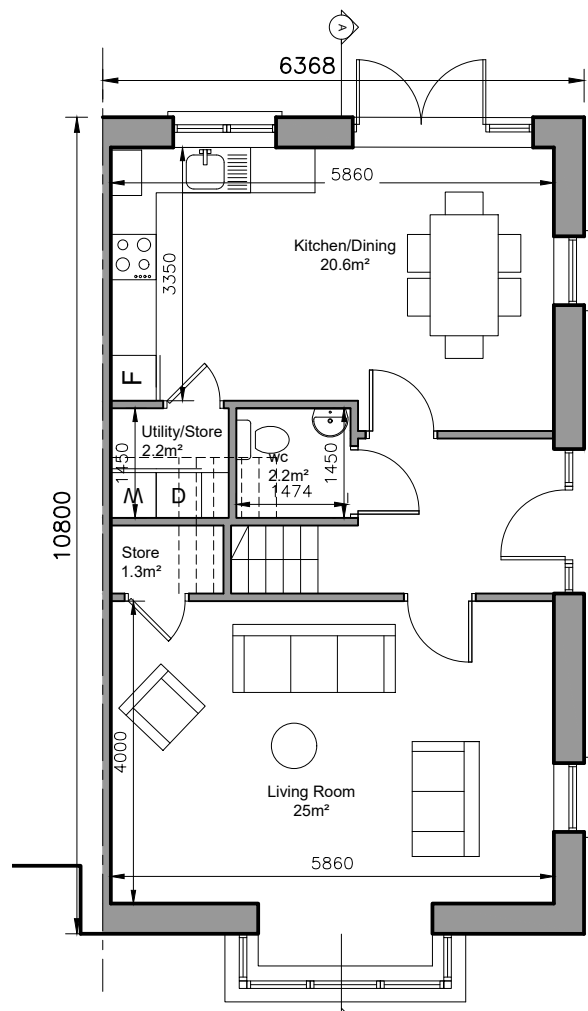
Walls:
Painted render finish and/or Selected facing brick

Windows:
uPVC framed

Gutters/downpipes:
uPVC or aluminium

Front Door:
Selected coloured composite or painted timber door with fanlight and/or sidelight and/or glazed light in leaf

revisions	description	date	inls
	House Type Ec		
	Plans, Section & Elevations		
	Development at Oldtown, Swords, Co. Dublin PHASE 5		
	Gerard Gannon Properties		
	Planning SHD Stage 3		
	CONROY CROWE KELLY ARCHITECTS		
	65 MERRION SQUARE DUBLIN 2		
	PHONE 66139901 FAX 6765715 e-mail info@cck.ie		

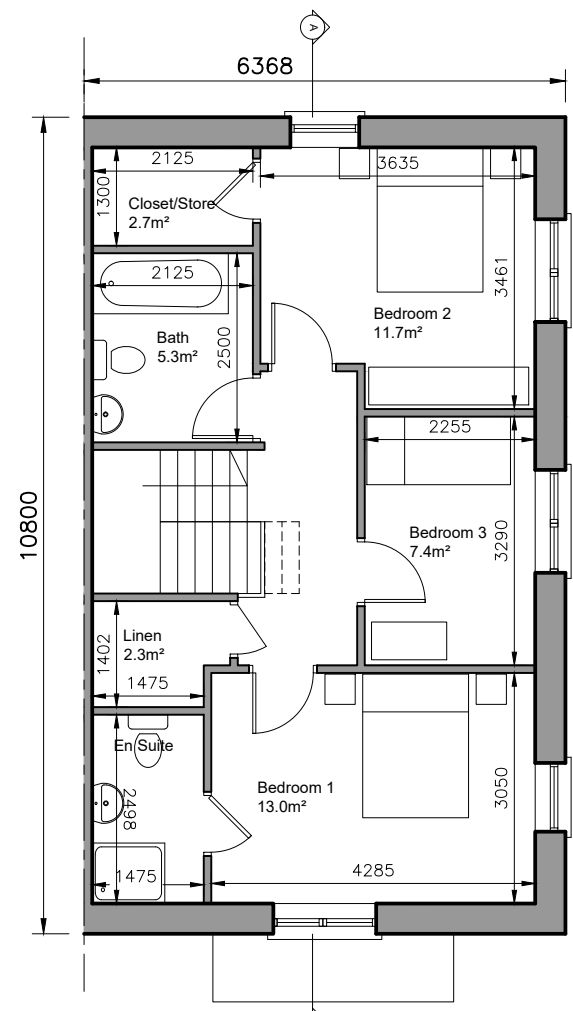


GROUND FLOOR

Area 60 sq.m.

TOTAL FLOOR AREA

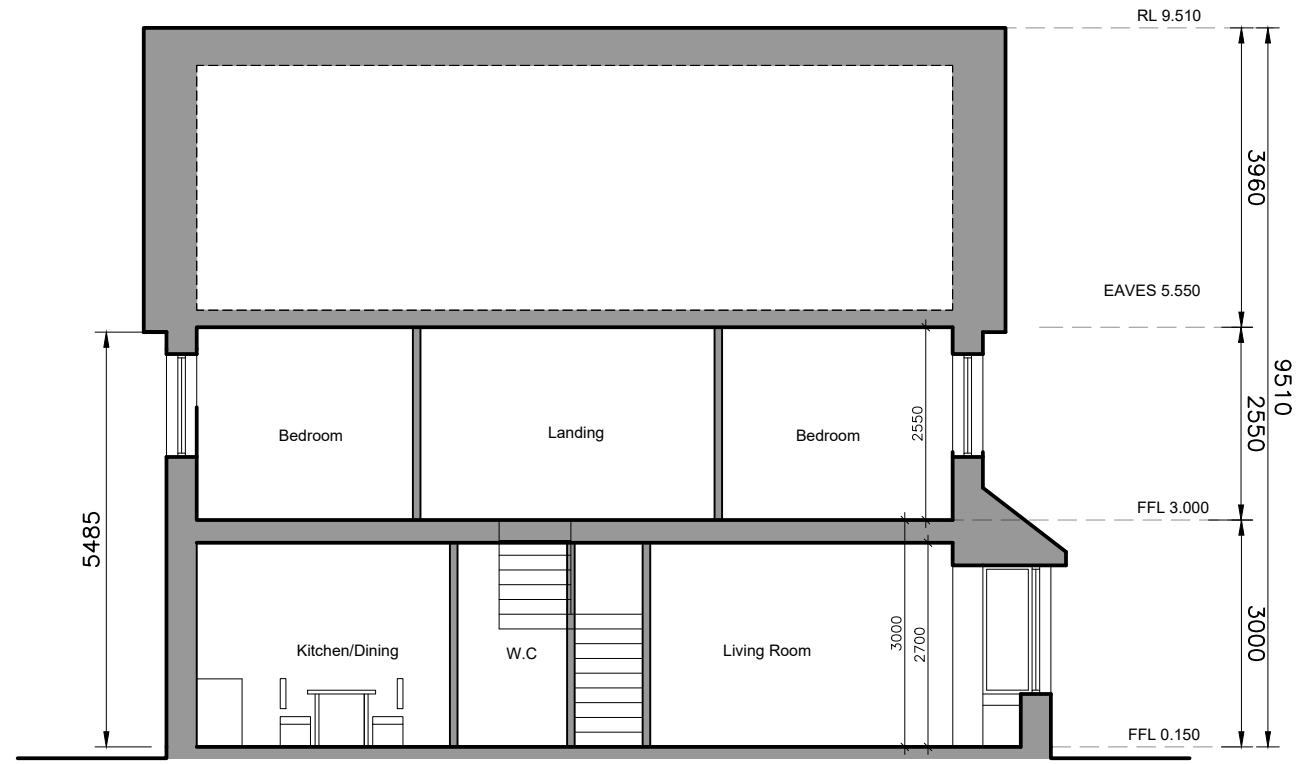
Area 119 sq.m.



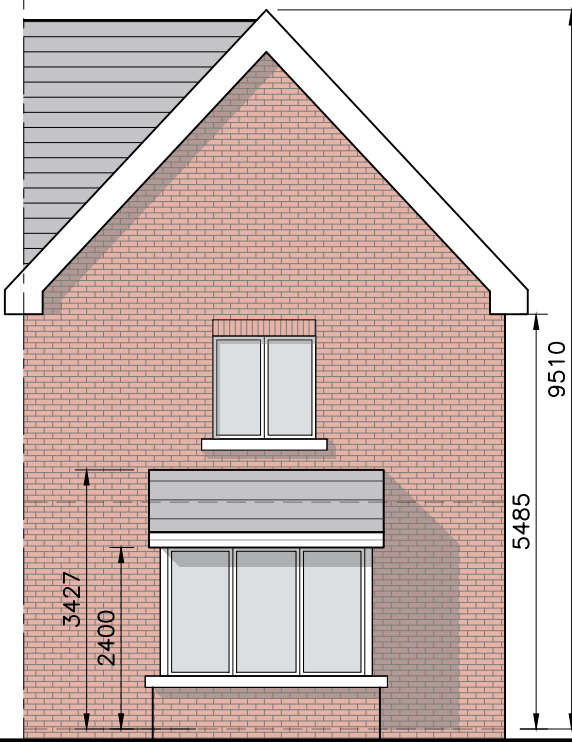
FIRST FLOOR PLAN

Area 59 sq.m.

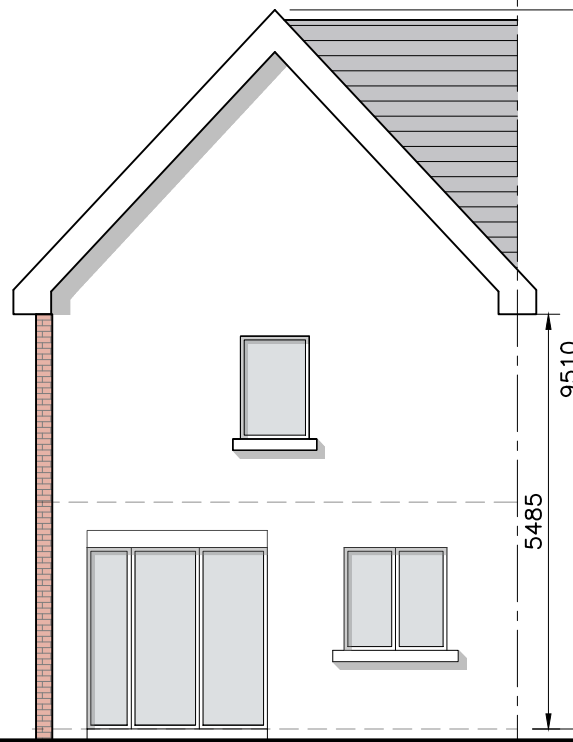
3-bed/5 person, 2 storey:		FCC Min.
Agg. Living	45.6	34
Agg. Bedrooms	32.1	32
Storage	8.5	5



SECTION A-A



GABLE ELEVATION



REAR ELEVATION



FRONT ELEVATION

- © This drawing is copyright.
- 1 Do not scale this drawing.
- 2 Errors and omissions to be immediately notified to Architect.
- 3 All dimensions to be checked on site.
- 4 To be read with relevant Engineers drawings.



Refer to Site layout Plan for specific orientation of House Types.

Notes:

1. All dimensions in millimetres
2. Orientation varies. See site layout plan.
3. This Housetype may be handed. See site layout plan.
4. For proposed finished floor levels please refer to proposed site layout drawing.

External Finishes:

Roof:
Slate or clay/concrete tiles with solar thermal or photovoltaic panels subject to orientation and detailed design

Walls:
Painted render finish and/or Selected facing brick

Windows:
uPVC framed

Gutters/downpipes:
uPVC or aluminium

Front Door:
Selected coloured composite or painted timber door with fanlight and/or sidelight and/or glazed light in leaf

revisions date inls

description

House Type F

Plans, Section & Elevations

job
Development at
Oldtown, Swords,
Co. Dublin
PHASE 5

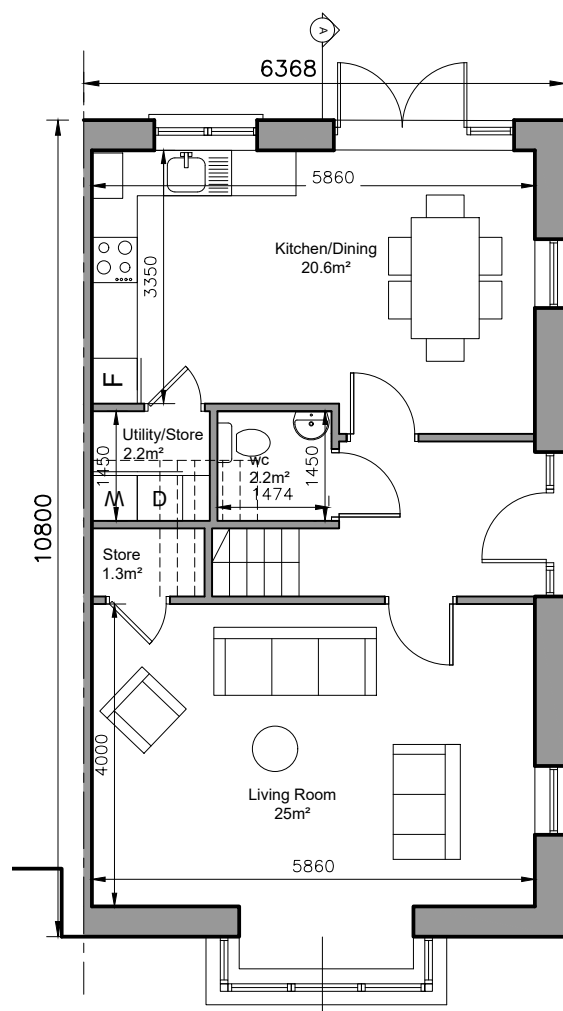
client
Gerard Gannon Properties

issue
Planning SHD Stage 3

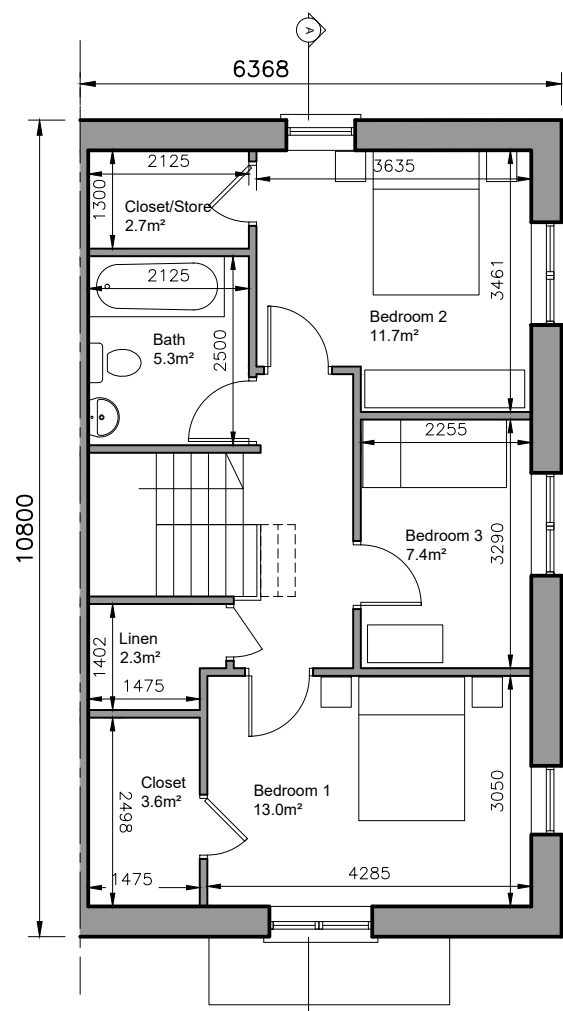
CONROY CROWE KELLY ARCHITECTS
65 MERRION SQUARE
DUBLIN 2

PHONE 6613990/1 FAX 6765715
e-mail info@cck.ie

drawing no.	1736-SHD-H-107
scale	1:100 A3
date	MAR 22
drawn	AOL
checked	PG

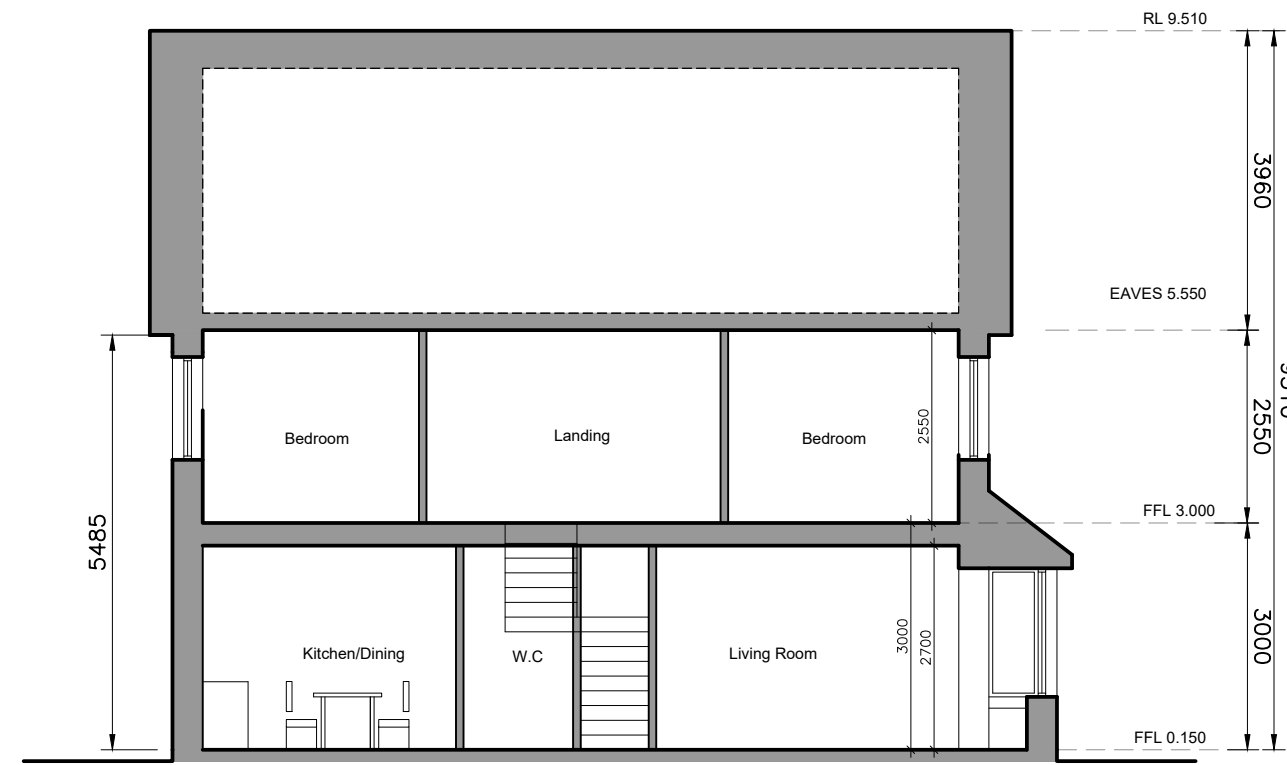


GROUND FLOOR
Area 60 sq.m.
TOTAL FLOOR AREA
Area 119 sq.m.



FIRST FLOOR PLAN
Area 59 sq.m.

3-bed/5 person, 2 storey:		FCC Min.
Agg. Living	45.6	34
Agg. Bedrooms	32.1	32
Storage	12	5



SECTION A-A

- © This drawing is copyright.
 1 Do not scale this drawing.
 2 Errors and omissions to be immediately notified to Architect.
 3 All dimensions to be checked on site.
 4 To be read with relevant Engineers drawings.



Refer to Site layout Plan for specific orientation of House Types.

Notes:

- All dimensions in millimetres
- Orientation varies. See site layout plan.
- This Housetype may be handed. See site layout plan.
- For proposed finished floor levels please refer to proposed site layout drawing.

External Finishes:

Roof:
Slate or clay/concrete tiles with solar thermal or photovoltaic panels subject to orientation and detailed design

Walls:
Painted render finish and/or Selected facing brick

Windows:
uPVC framed

Gutters/downpipes:
uPVC or aluminium

Front Door:
Selected coloured composite or painted timber door with fanlight and/or sidelight and/or glazed light in leaf

revisions description date inls

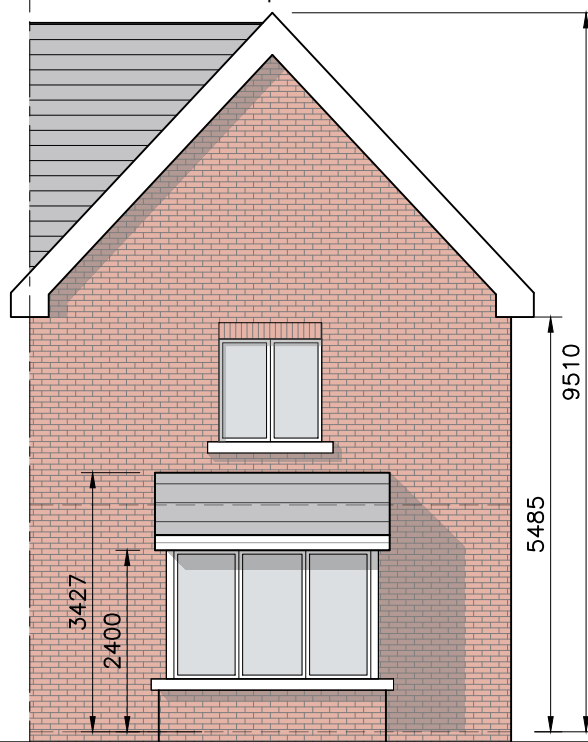
description	drawing no.
House Type F (Part V)	1736-SHD-H-108
Plans, Section & Elevations	rev.

job	scale
Development at Oldtown, Swords, Co. Dublin PHASE 5	1:100 A3
client	date
Gerard Gannon Properties	MAR '22
issue	drawn
Planning SHD Stage 3	AOL
	checked
	PG

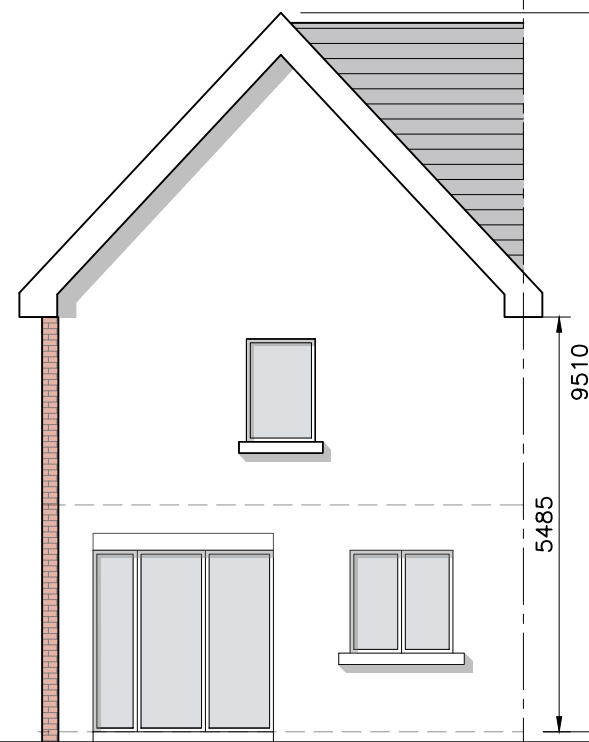
client
Gerard Gannon Properties

issue
Planning SHD Stage 3

CONROY CROWE KELLY ARCHITECTS
 65 MERRION SQUARE
 DUBLIN 2
 PHONE 6613990/1 FAX 6765715
 e-mail info@cck.ie



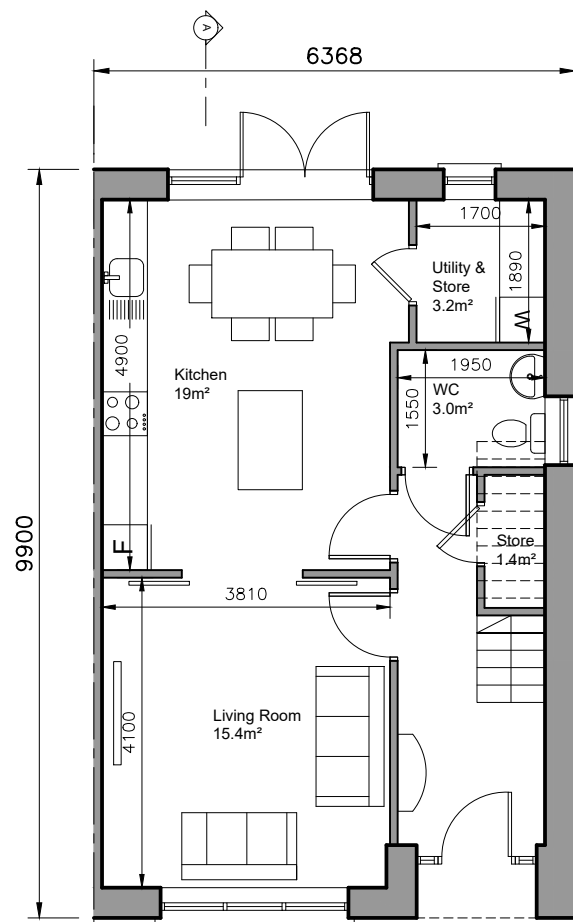
GABLE ELEVATION



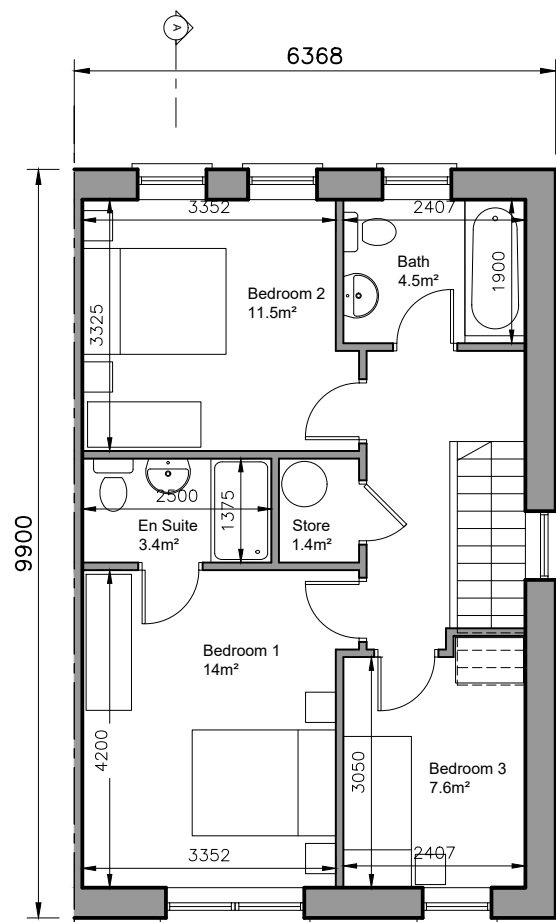
REAR ELEVATION



FRONT ELEVATION

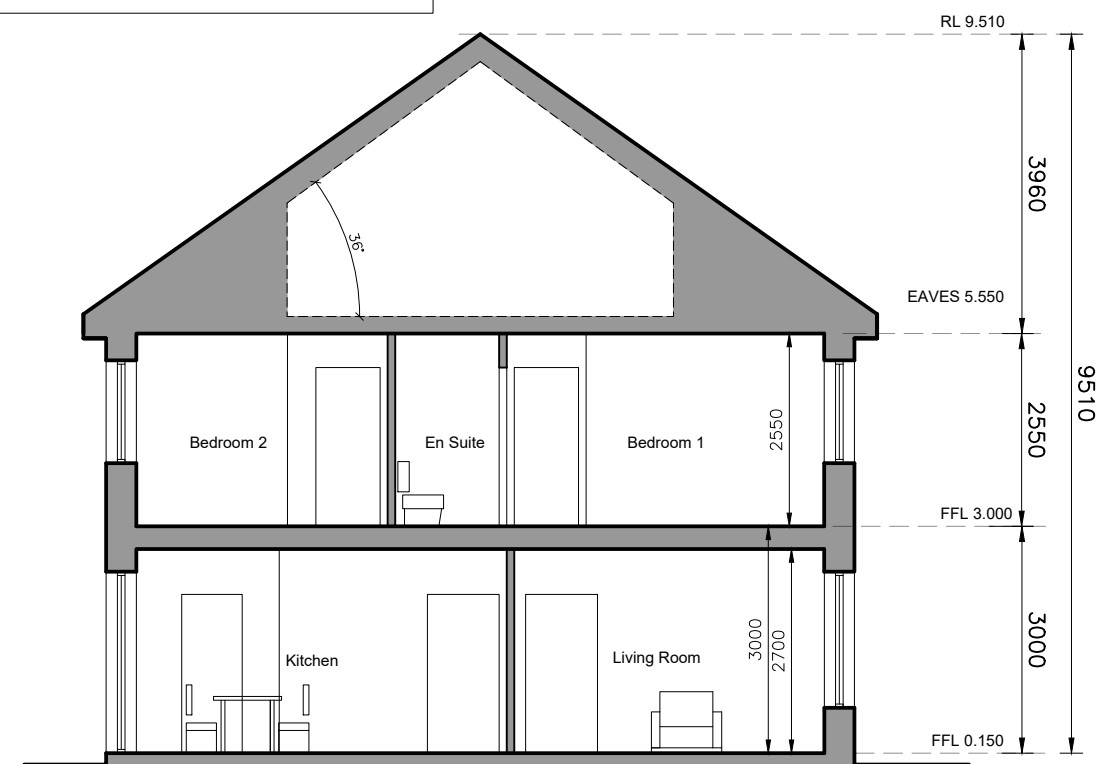


GROUND FLOOR
Area 52 sq.m.
TOTAL FLOOR AREA
Area 105 sq.m.

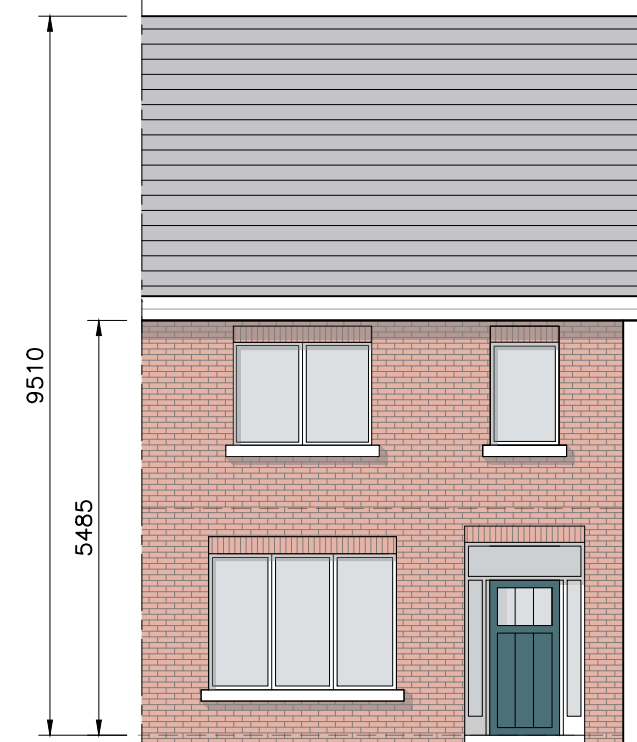


FIRST FLOOR PLAN
Area 53 sq.m.

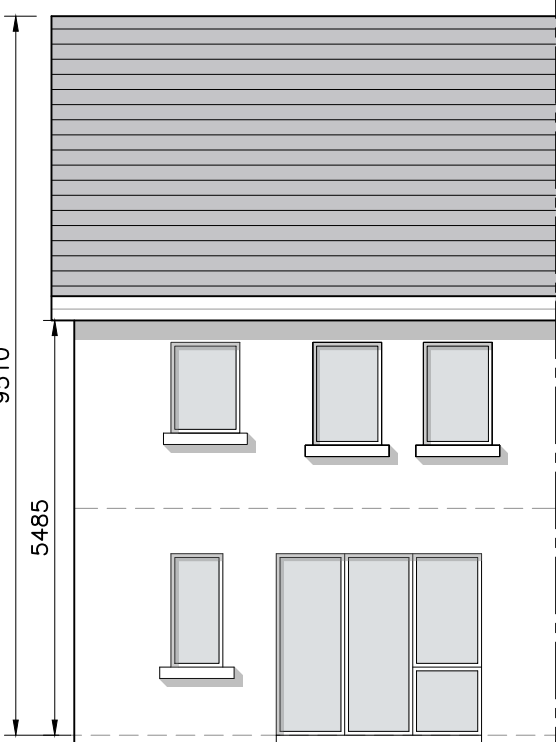
3-bed/5 person, 2 storey:		FCC Min.
Agg. Living	34.4	34
Agg. Bedrooms	33.1	32
Storage	6	5



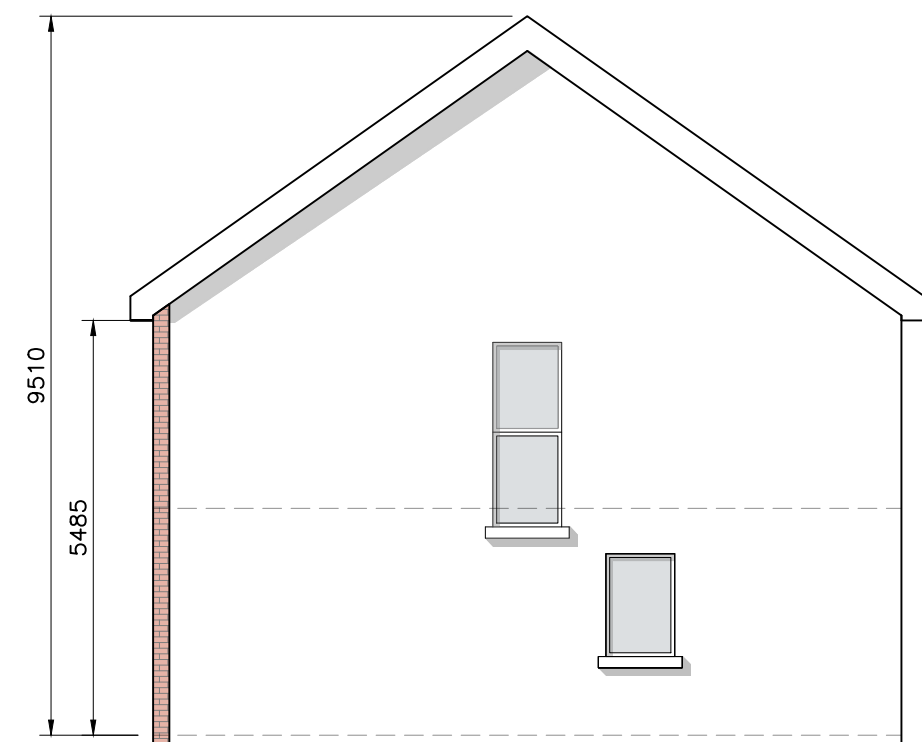
SECTION A-A



FRONT ELEVATION



REAR ELEVATION



GABLE ELEVATION

Where Semi-Detached occurs
- Includes windows to WC & Stairs

- © This drawing is copyright.
- 1 Do not scale this drawing.
- 2 Errors and omissions to be immediately notified to Architect.
- 3 All dimensions to be checked on site.
- 4 To be read with relevant Engineers drawings.



Refer to Site layout Plan for specific orientation of House Types.

Notes:

1. All dimensions in millimetres
2. Orientation varies. See site layout plan.
3. This Housetype may be handed. See site layout plan.
4. For proposed finished floor levels please refer to proposed site layout drawing.

External Finishes:

Roof:
Slate or clay/concrete tiles with solar thermal or photovoltaic panels subject to orientation and detailed design

Walls:
Painted render finish and/or Selected facing brick

Windows:
uPVC framed

Gutters/downpipes:
uPVC or aluminium

Front Door:
Selected coloured composite or painted timber door with fanlight and/or sidelight and/or glazed light in leaf

revisions description date inls

House Type G	drawing no. 1736-SHD-H-109
Plans, Section & Elevations	rev.

Development at Oldtown, Swords, Co. Dublin PHASE 5	scale 1:100 A3
	date MAR '22
	drawn AOL
	checked PG

client
Gerard Gannon Properties

issue
Planning SHD Stage 3

CONROY CROWE KELLY ARCHITECTS
65 MERRION SQUARE DUBLIN 2

PHONE 6613990/1 FAX 6765715
e-mail info@cck.ie

- © This drawing is copyright.
- 1 Do not scale this drawing.
 - 2 Errors and omissions to be immediately notified to Architect.
 - 3 All dimensions to be checked on site.
 - 4 To be read with relevant Engineers drawings.

NORTH



Refer to Site layout Plan for specific orientation of House Types.

Notes:

1. All dimensions in millimetres
2. Orientation varies. See site layout plan.
3. This Housetype may be handed. See site layout plan.
4. For proposed finished floor levels please refer to proposed site layout drawing.

External Finishes:

Roof:
Slate or clay/concrete tiles with solar thermal or photovoltaic panels subject to orientation and detailed design

Walls:
Painted render finish and/or Selected facing brick

Windows:
uPVC framed

Gutters/downpipes:
uPVC or aluminium

Front Door:
Selected coloured composite or painted timber door with fanlight and/or sidelight and/or glazed light in leaf

revisions description date inls

description	drawing no.
House Type G (Part V)	1736-SHD-H-110
Plans, Section & Elevations	rev.

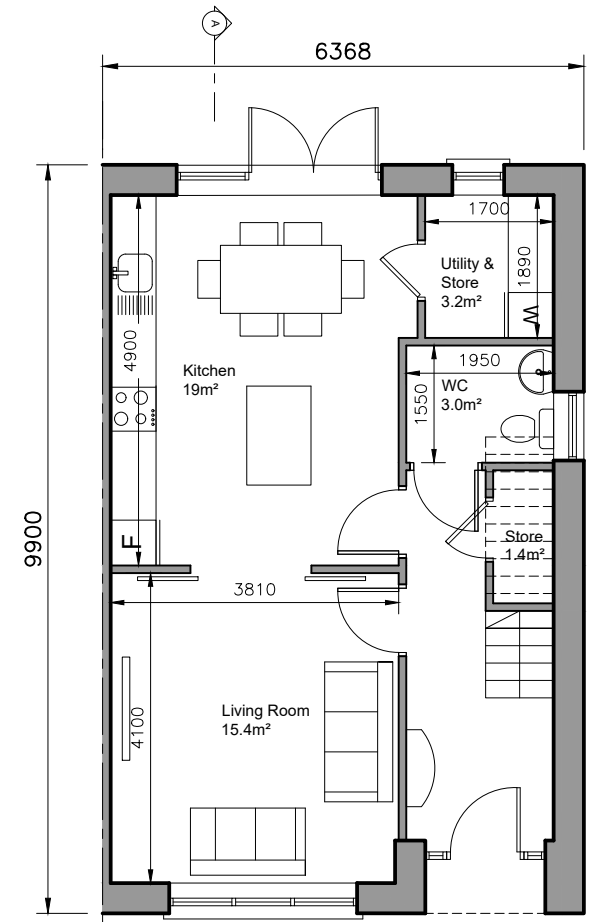
job	scale
Development at Oldtown, Swords, Co. Dublin PHASE 5	1:100 A3
client	date
Gerard Gannon Properties	MAR '22
issue	drawn
Planning SHD Stage 3	AOL
	checked
	PG

client
Gerard Gannon Properties

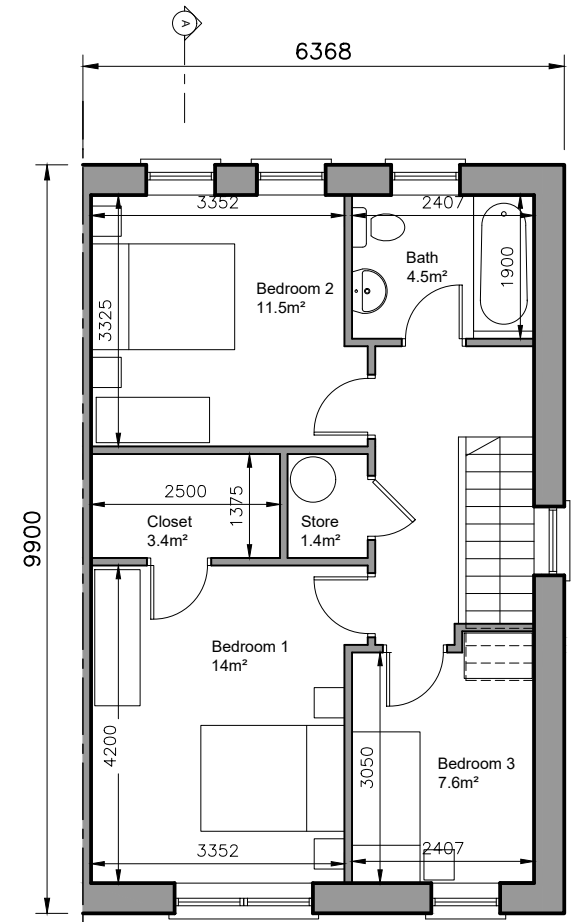
issue
Planning SHD Stage 3

CONROY CROWE KELLY ARCHITECTS
65 MERRION SQUARE
DUBLIN 2

PHONE 6613990/1 FAX 6765715
e-mail info@cck.ie

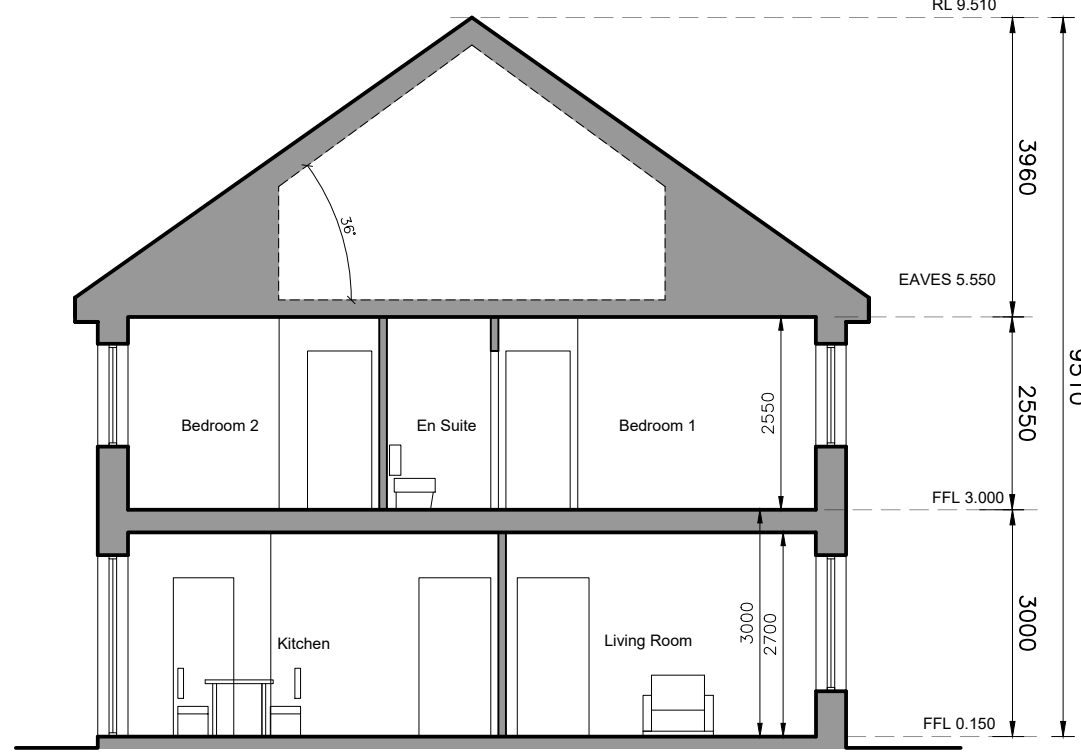


GROUND FLOOR
Area 52 sq.m.
TOTAL FLOOR AREA
Area 105 sq.m.

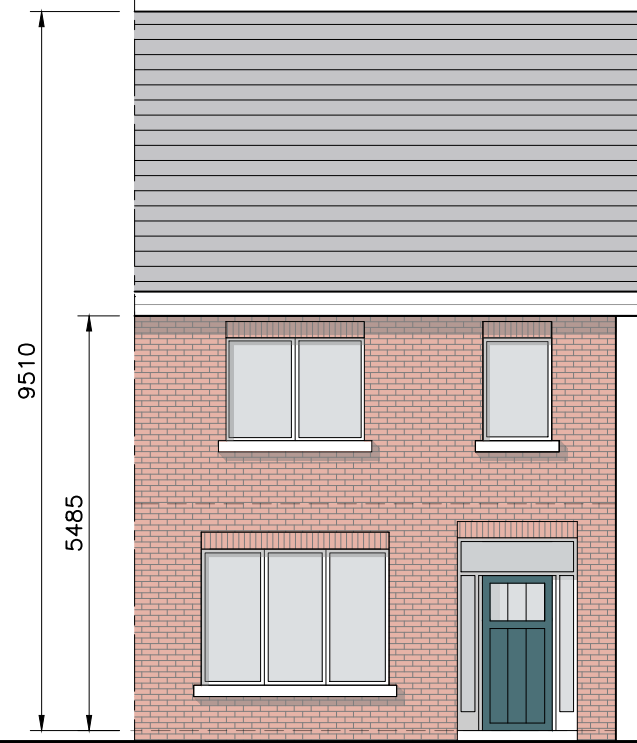


FIRST FLOOR PLAN
Area 53 sq.m.

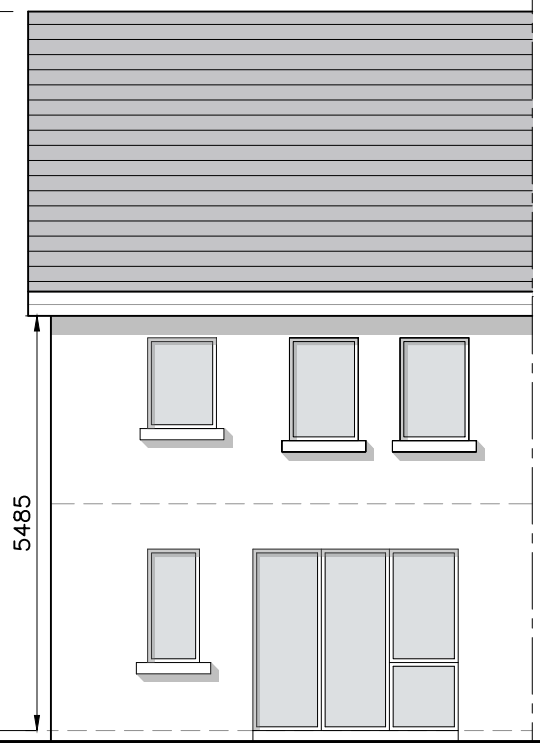
3-bed/5 person, 2 storey:	FCC Min.
Agg. Living	34.4
Agg. Bedrooms	33.1
Storage	6.4
	34
	32
	5



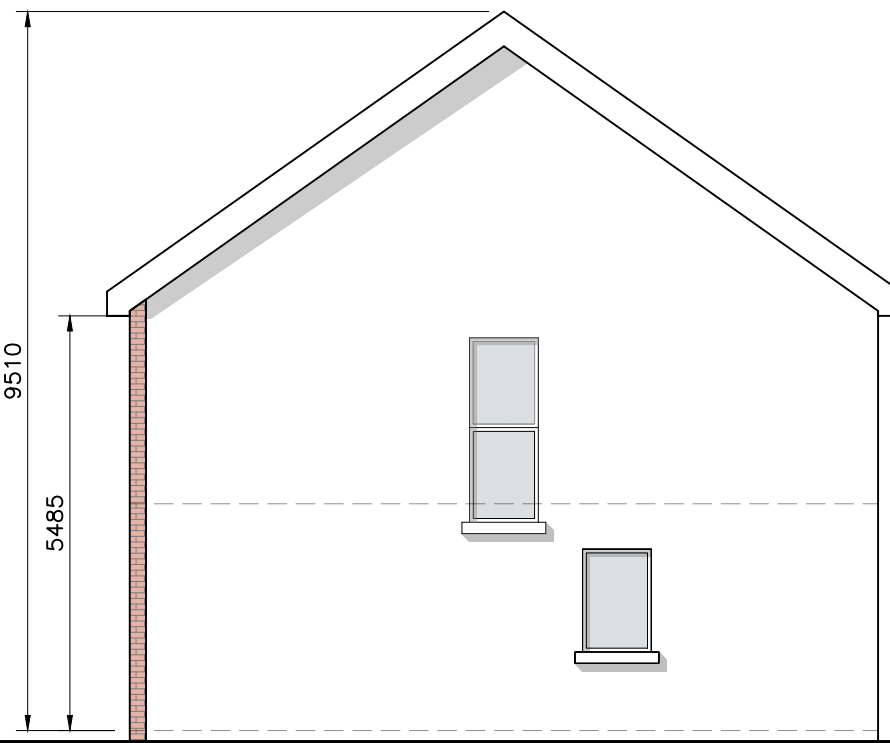
SECTION A-A



FRONT ELEVATION

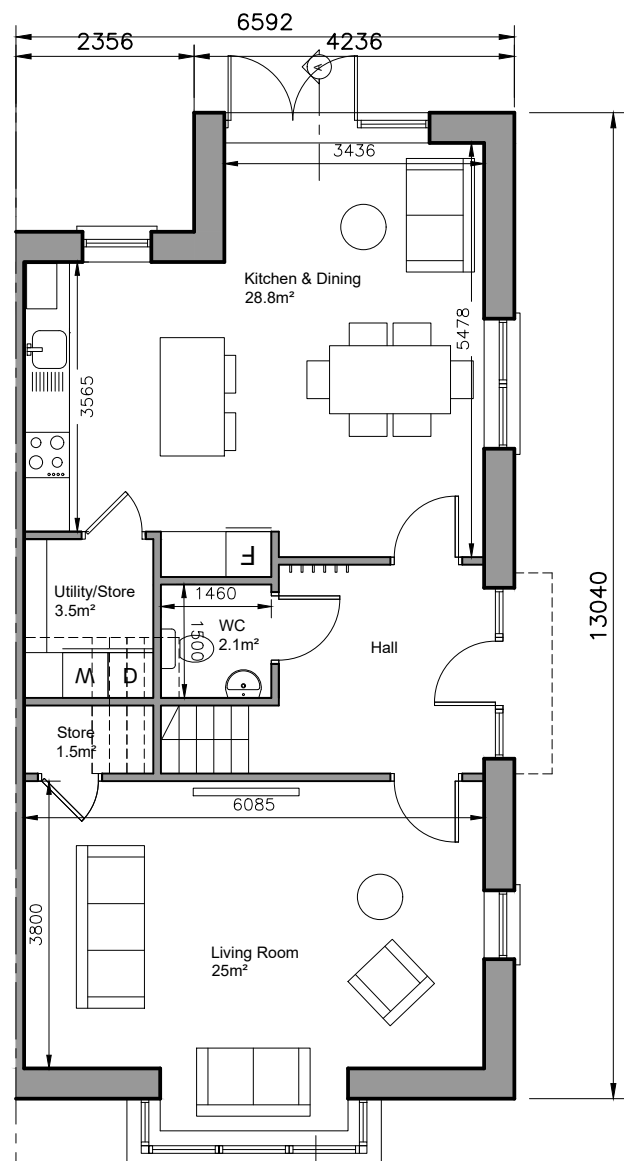


REAR ELEVATION

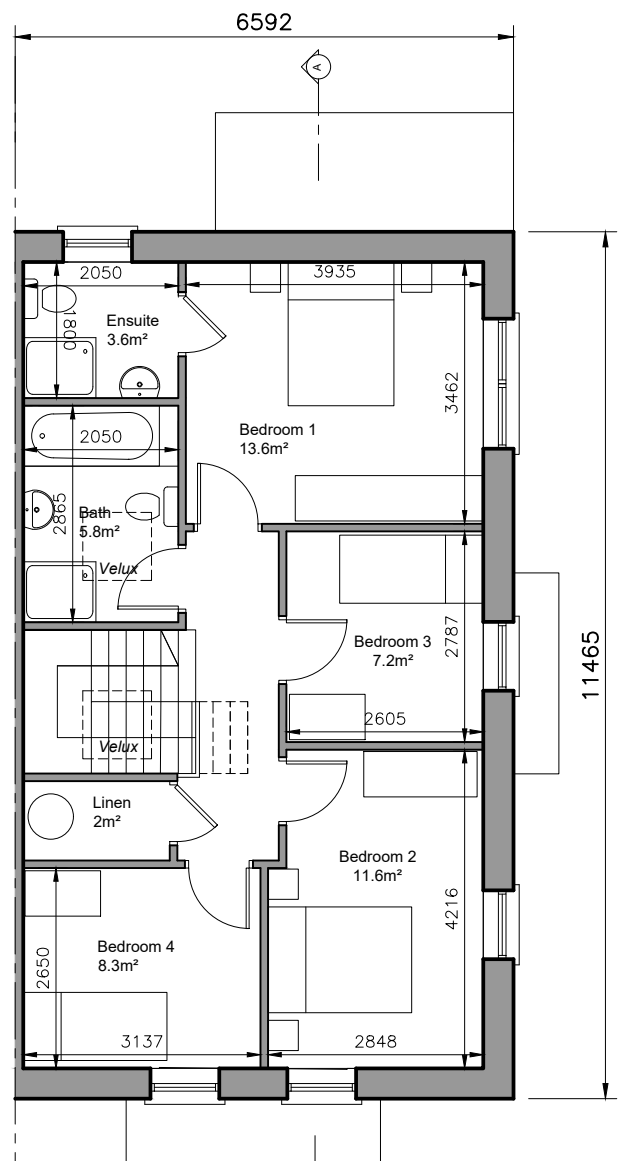


GABLE ELEVATION

Where Semi-Detached occurs
- Includes windows to WC & Stairs




GROUND FLOOR
Area 72 sq.m.
TOTAL FLOOR AREA
Area 137 sq.m.



FIRST FLOOR PLAN
Area 65 sq.m.

4-bed/6 person, 2 storey:		FCC Min.
Agg. Living	53.8	37
Agg. Bedrooms	40.7	36
Storage	7	6



SECTION A-A

- © This drawing is copyright.
1 Do not scale this drawing.
2 Errors and omissions to be immediately notified to Architect.
3 All dimensions to be checked on site.
4 To be read with relevant Engineers drawings.



Refer to Site layout Plan for specific orientation of House Types.

- Notes:**
- All dimensions in millimetres
 - Orientation varies. See site layout plan.
 - This Housetype may be handed. See site layout plan.
 - For proposed finished floor levels please refer to proposed site layout drawing.

External Finishes:

Roof:
Slate or clay/concrete tiles with solar thermal or photovoltaic panels subject to orientation and detailed design

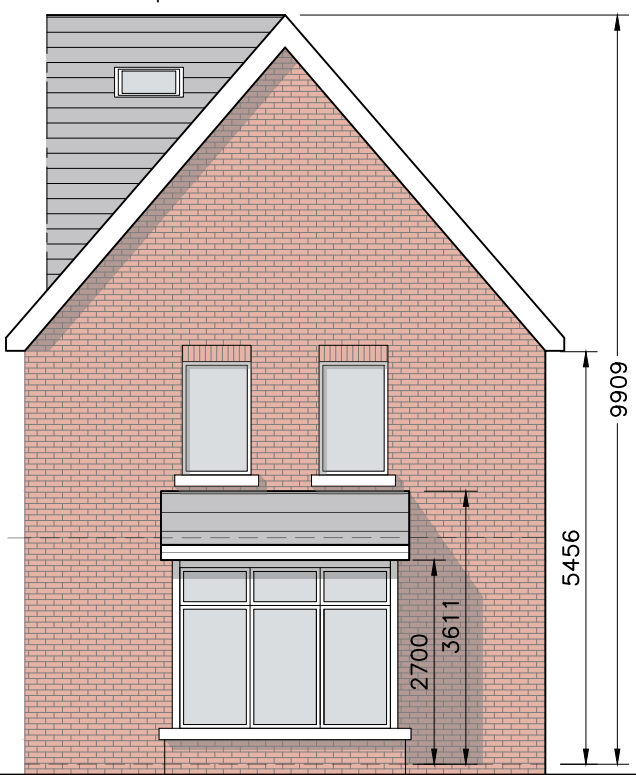
Walls:
Painted render finish and/or Selected facing brick

Windows:
uPVC framed

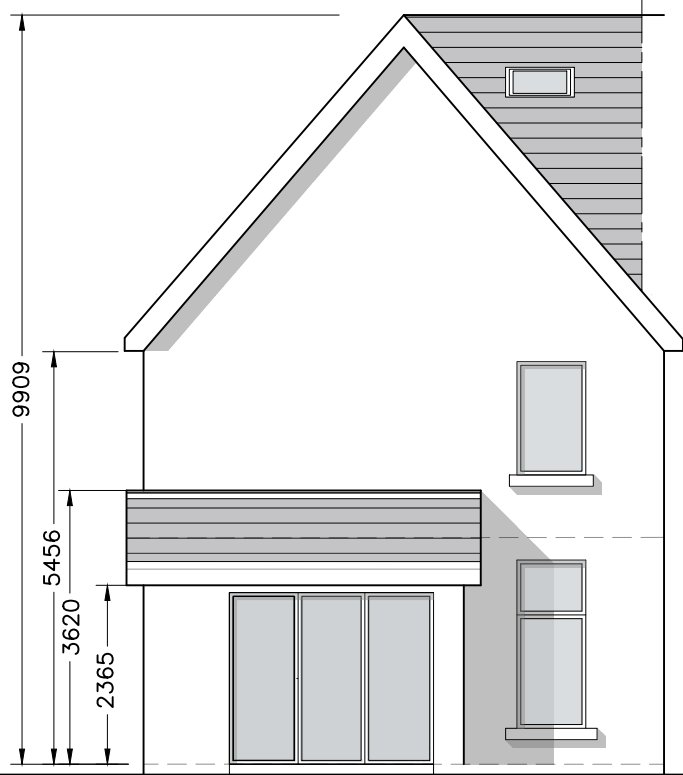
Gutters/downpipes:
uPVC or aluminium

Front Door:
Selected coloured composite or painted timber door with fanlight and/or sidelight and/or glazed light in leaf

Front Door Canopy:
Pressed or standing seam metal on Timber framing



GABLE ELEVATION

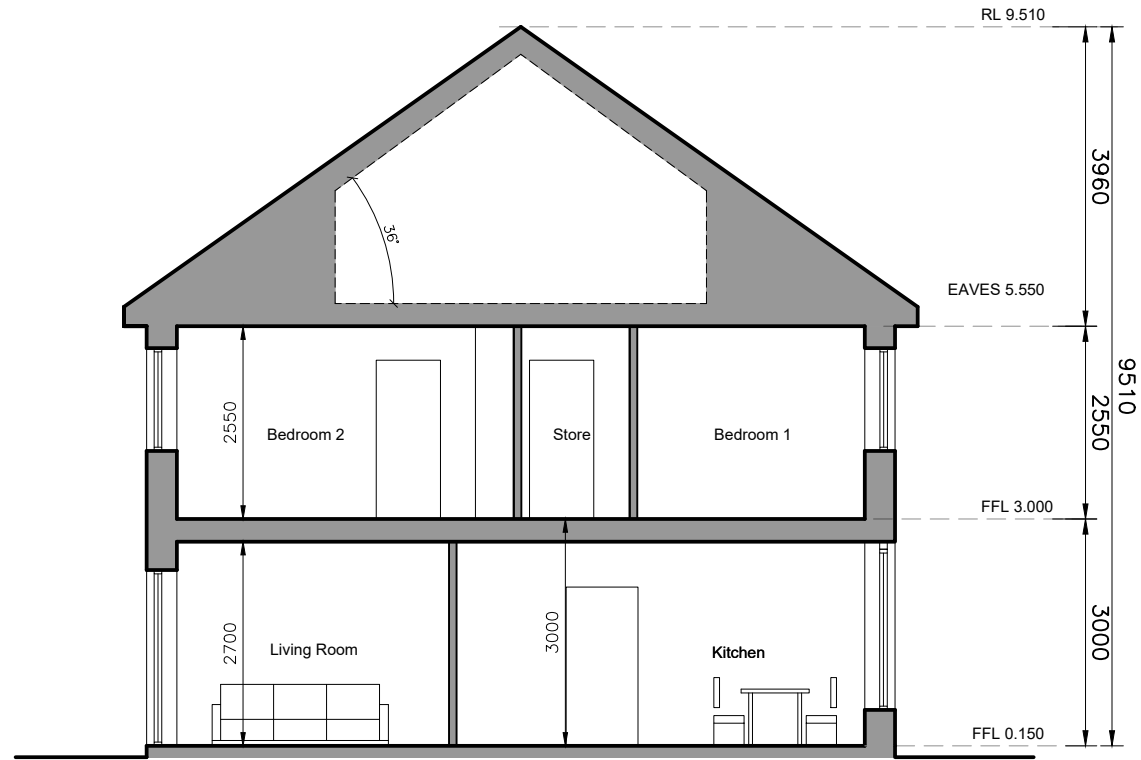
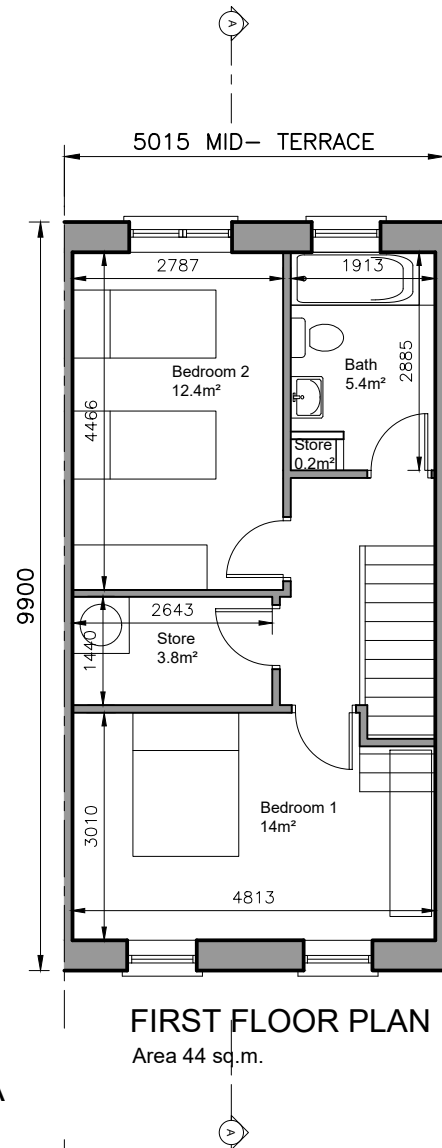
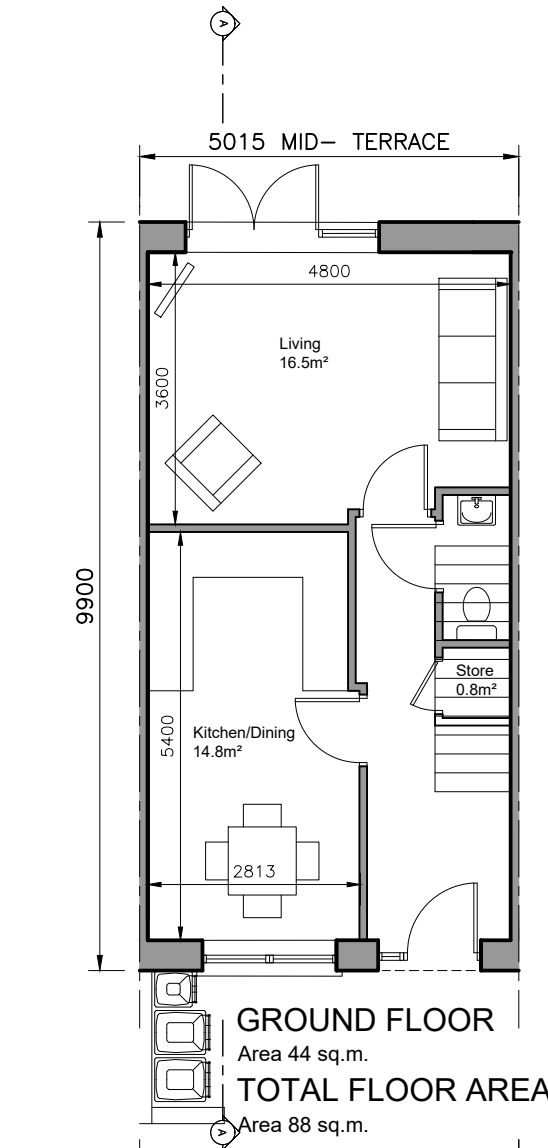


REAR ELEVATION

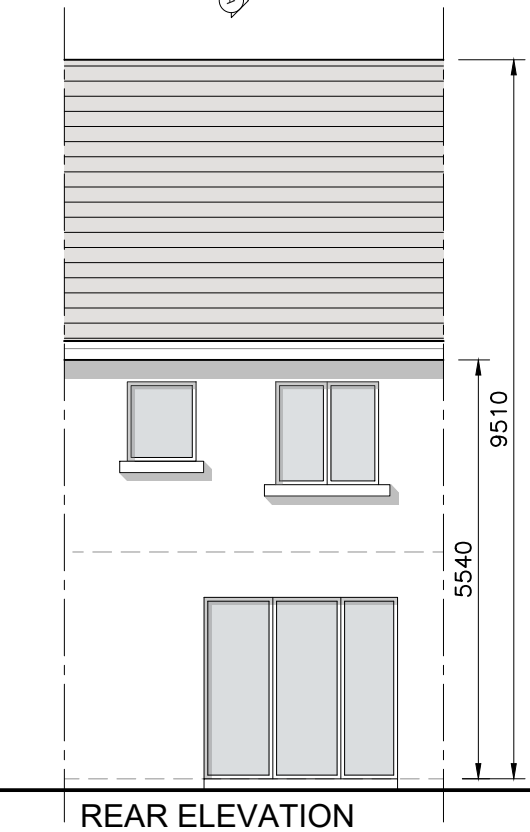


FRONT ELEVATION

description	drawing no.
House Type H	1736-SHD-H-111
Plans, Section & Elevations	rev'n
job	scale
Development at Oldtown, Swords, Co. Dublin PHASE 5	1:100 A3
client	date
Gerard Gannon Properties	MAR '22
issue	drawn
Planning SHD Stage 3	AOL
	checked
	PG
<p>CONROY CROWE KELLY ARCHITECTS 65 MERRION SQUARE DUBLIN 2</p> <p>PHONE 6613990/1 FAX 6765715 e-mail info@cck.ie</p>	



2-bed/4 person, 2 storey:		FCC Min.
Agg. Living	31.3	30
Agg. Bedrooms	26.4	25
Storage	4.6	4.5



- © This drawing is copyright.
- 1 Do not scale this drawing.
 - 2 Errors and omissions to be immediately notified to Architect.
 - 3 All dimensions to be checked on site.
 - 4 To be read with relevant Engineers drawings.



Refer to Site layout Plan for specific orientation of House Types.

Notes:

1. All dimensions in millimetres
2. Orientation varies. See site layout plan.
3. This Housetype may be handed. See site layout plan.
4. For proposed finished floor levels please refer to proposed site layout drawing.

External Finishes:

Roof:
Slate or clay/concrete tiles with solar thermal or photovoltaic panels subject to orientation and detailed design

Walls:
Painted render finish and/or Selected facing brick

Windows:
uPVC framed

Gutters/downpipes:
uPVC or aluminium

Front Door:
Selected coloured composite or painted timber door with fanlight and/or sidelight and/or glazed light in leaf

Front Door Canopy:
Pressed or standing seam metal on Timber framing

revisions date ins

description	drawing no.
House Type J	1736-SHD-H-112
Plans, Section & Elevations	

job	scale
Development at Oldtown, Swords, Co. Dublin PHASE 5	1:100 A3
	date MAR '22
	drawn AOL
	checked PG

client
Gerard Gannon Properties

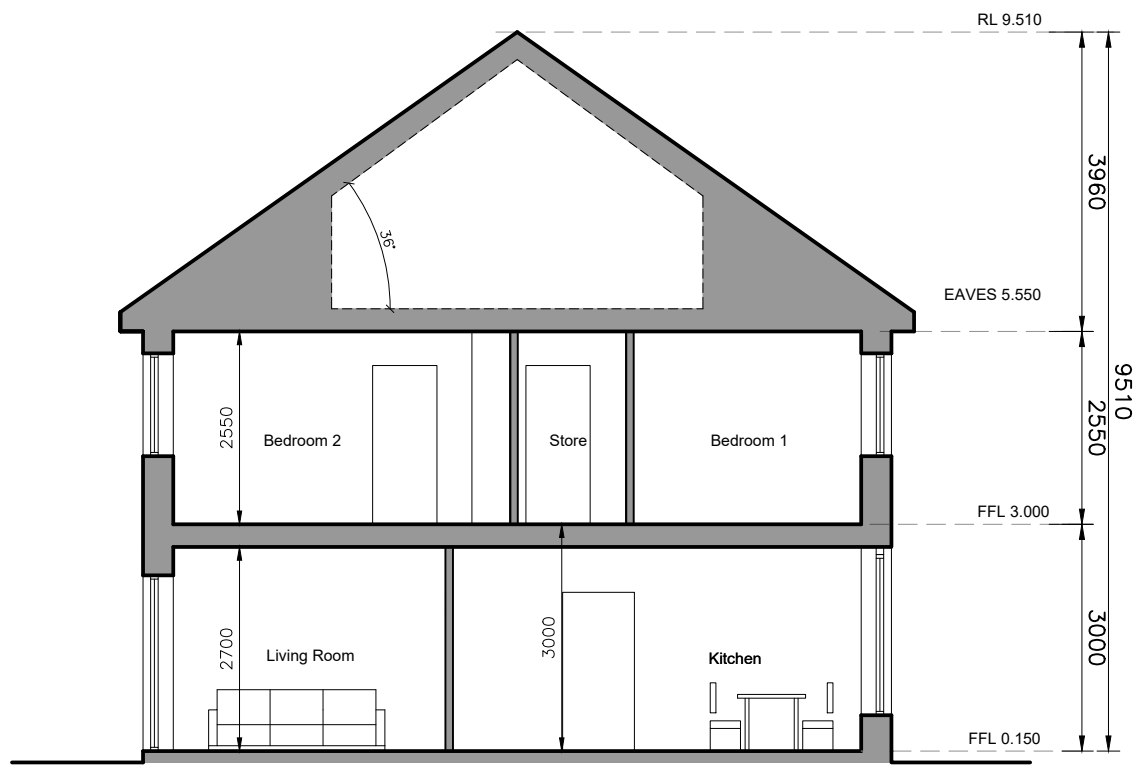
issue
Planning SHD Stage 3

CONROY CROWE KELLY ARCHITECTS
65 MERRION SQUARE DUBLIN 2
PHONE 6613990/1 FAX 6765715
e-mail info@cck.ie



GROUND FLOOR
Area 44 sq.m.
TOTAL FLOOR AREA
Area 88 sq.m.

FIRST FLOOR PLAN
Area 44 sq.m.



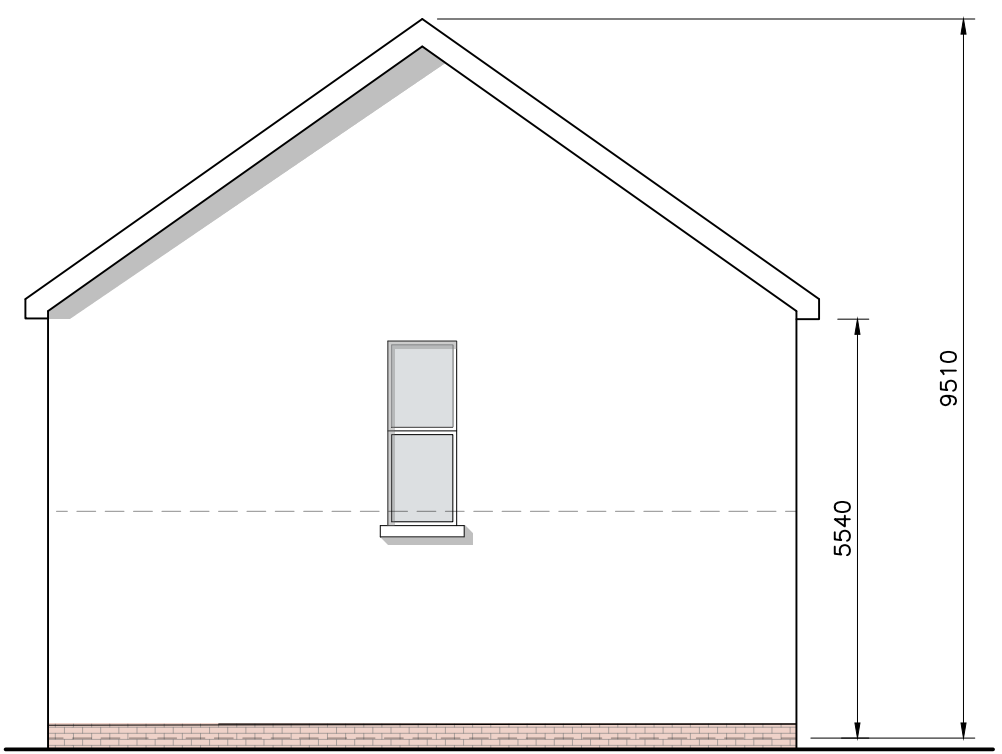
SECTION A-A

2-bed/4 person, 2 storey:		FCC Min.
Agg. Living	31.3	30
Agg. Bedrooms	26.4	25
Storage	4.6	4.5



FRONT ELEVATION

REAR ELEVATION



GABLE ELEVATION

- © This drawing is copyright.
- Do not scale this drawing.
 - Errors and omissions to be immediately notified to Architect.
 - All dimensions to be checked on site.
 - To be read with relevant Engineers drawings.



Refer to Site layout Plan for specific orientation of House Types.

Notes:

- All dimensions in millimetres
- Orientation varies. See site layout plan.
- This Housetype may be handed. See site layout plan.
- For proposed finished floor levels please refer to proposed site layout drawing.

External Finishes:

Roof:
Slate or clay/concrete tiles with solar thermal or photovoltaic panels subject to orientation and detailed design

Walls:
Painted render finish and/or Selected facing brick

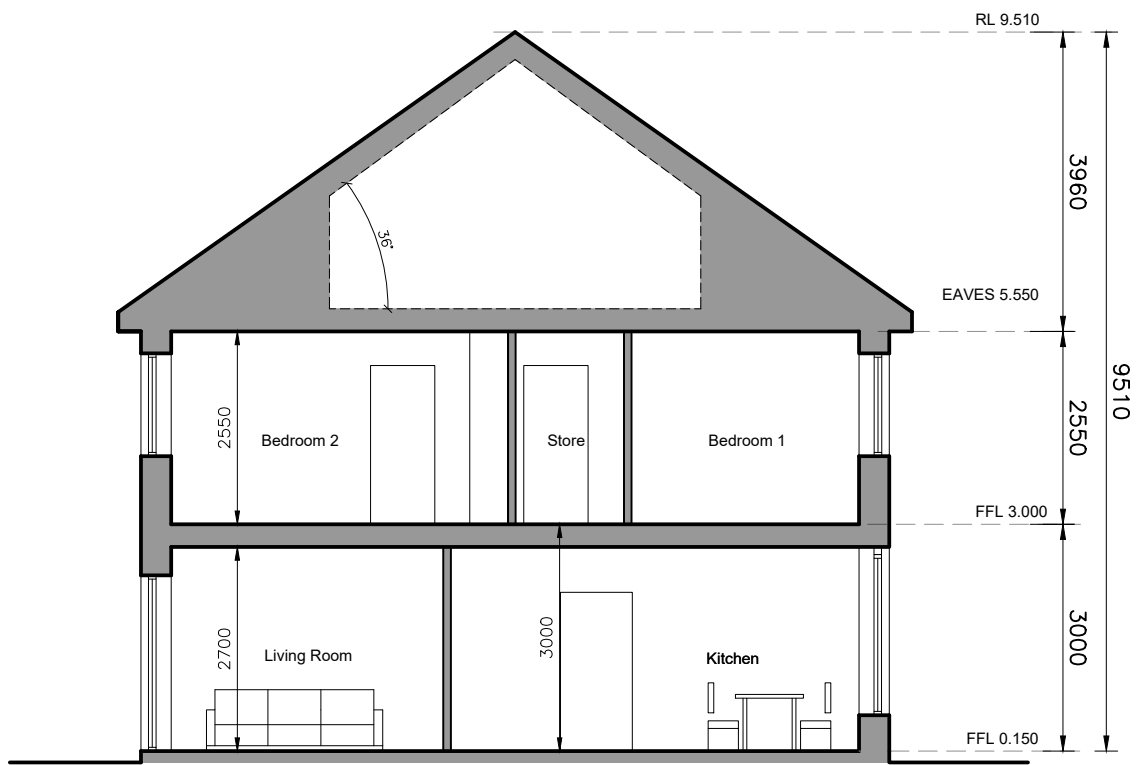
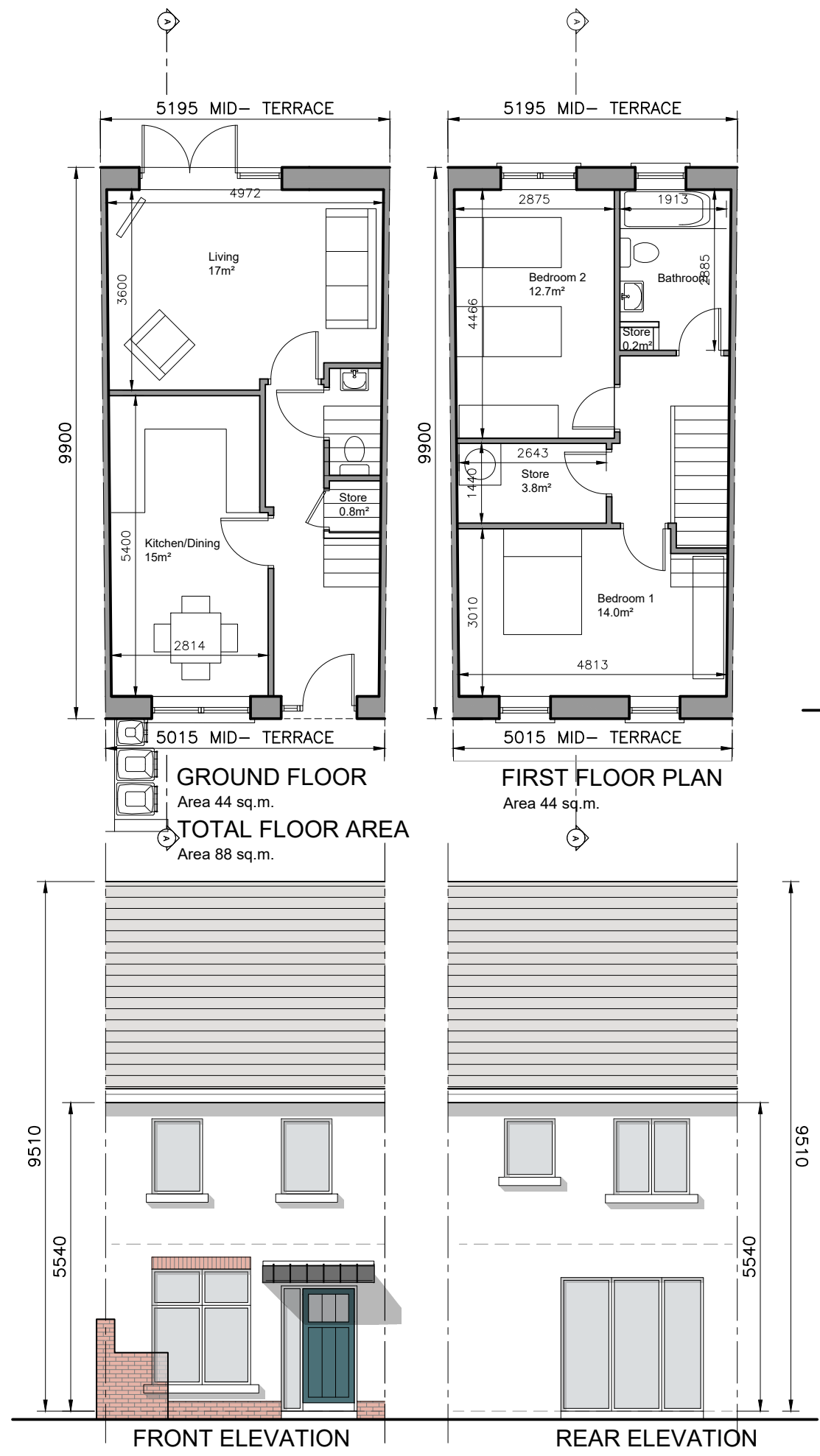
Windows:
uPVC framed

Gutters/downpipes:
uPVC or aluminium

Front Door:
Selected coloured composite or painted timber door with fanlight and/or sidelight and/or glazed light in leaf

Front Door Canopy:
Pressed or standing seam metal on Timber framing

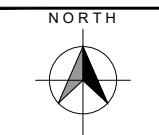
revisions	description	date	inls
	House Type J1		
	Plans, Section & Elevations		
	Development at Oldtown, Swords, Co. Dublin PHASE 5		
	Gerard Gannon Properties		
	Planning SHD Stage 3		
	CONROY CROWE KELLY ARCHITECTS		
	65 MERRION SQUARE DUBLIN 2		
	PHONE 6613990/1 FAX 6765715 e-mail info@cck.ie		



SECTION A-A

2-bed/4 person, 2 storey:		FCC Min.
Agg. Living	32	30
Agg. Bedrooms	26.7	25
Storage	4.6	4.5

- © This drawing is copyright.
- 1 Do not scale this drawing.
 - 2 Errors and omissions to be immediately notified to Architect.
 - 3 All dimensions to be checked on site.
 - 4 To be read with relevant Engineers drawings.



Refer to Site layout Plan for specific orientation of House Types.

Notes:

1. All dimensions in millimetres
2. Orientation varies. See site layout plan.
3. This Housetype may be handed. See site layout plan.
4. For proposed finished floor levels please refer to proposed site layout drawing.

External Finishes:

Roof:
Slate or clay/concrete tiles with solar thermal or photovoltaic panels subject to orientation and detailed design

Walls:
Painted render finish and/or Selected facing brick

Windows:
uPVC framed

Gutters/downpipes:
uPVC or aluminium

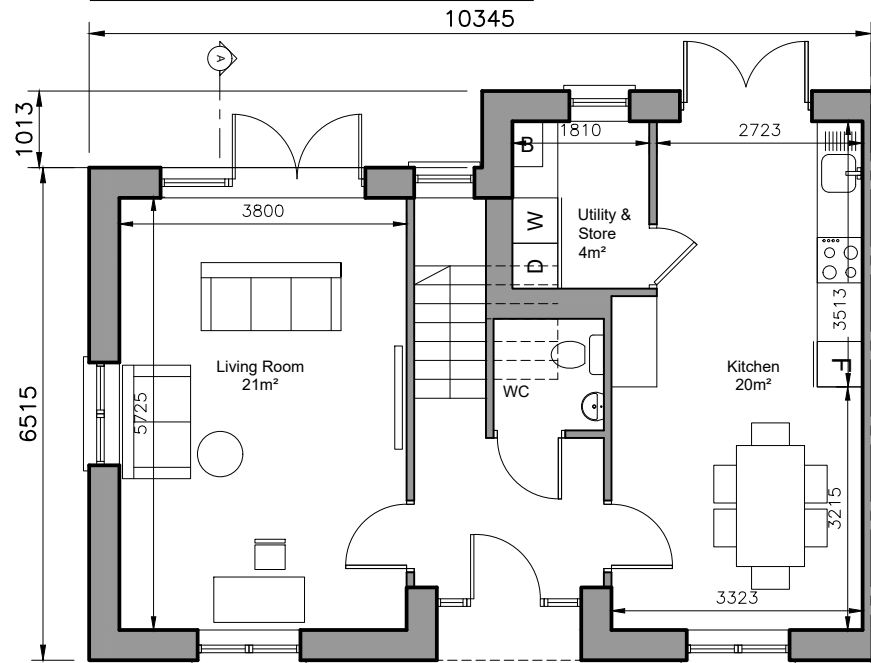
Front Door:
Selected coloured composite or painted timber door with fanlight and/or sidelight and/or glazed light in leaf

Front Door Canopy:
Pressed or standing seam metal on Timber framing

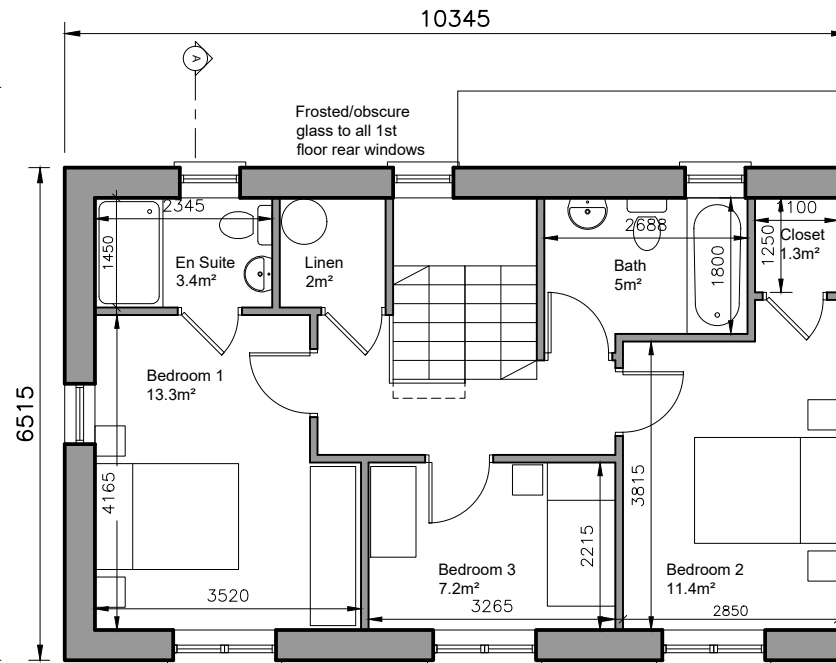
revisions date inls

description		drawing no.
House Type Jc		1736-SHD-H-114
Plans, Section & Elevations		rev.
job		scale
Development at Oldtown, Swords, Co. Dublin PHASE 5		1:100 A3
client		date
Gerard Gannon Properties		MAR '22
issue		drawn
Planning SHD Stage 3		AOL
CONROY CROWE KELLY ARCHITECTS		checked
65 MERRION SQUARE DUBLIN 2		PG
PHONE 6613990/1 FAX 6765715 e-mail info@cck.ie		

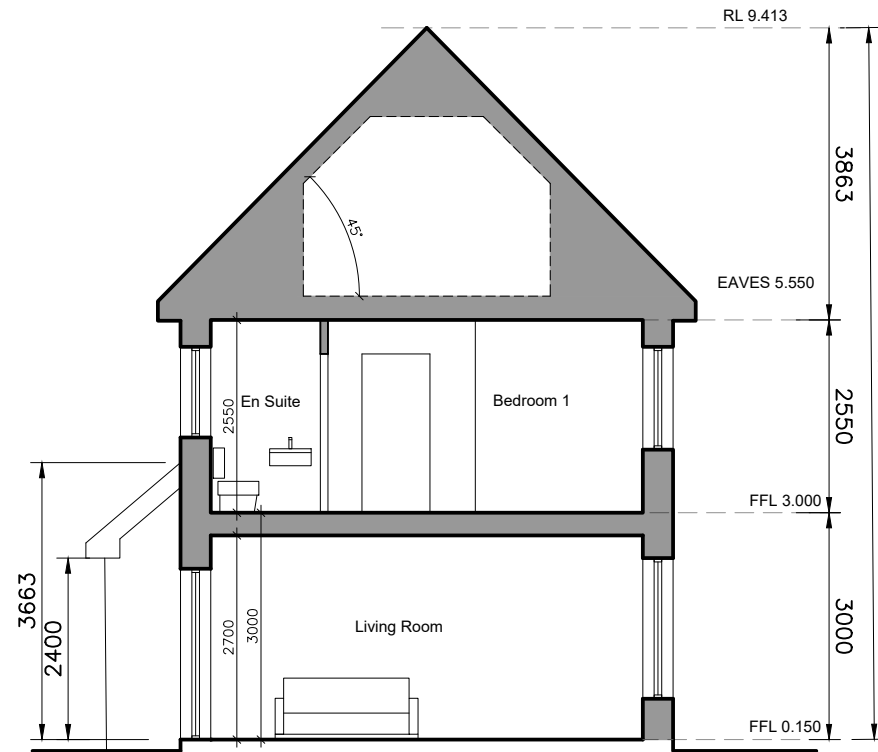
3-bed/5 person, 2 storey:		FCC Min.
Agg. Living	41	34
Agg. Bedrooms	31.9	32
Storage	6	5



GROUND FLOOR
Area 59 sq.m.
TOTAL FLOOR AREA
Area 115 sq.m.



FIRST FLOOR PLAN
Area 56 sq.m.



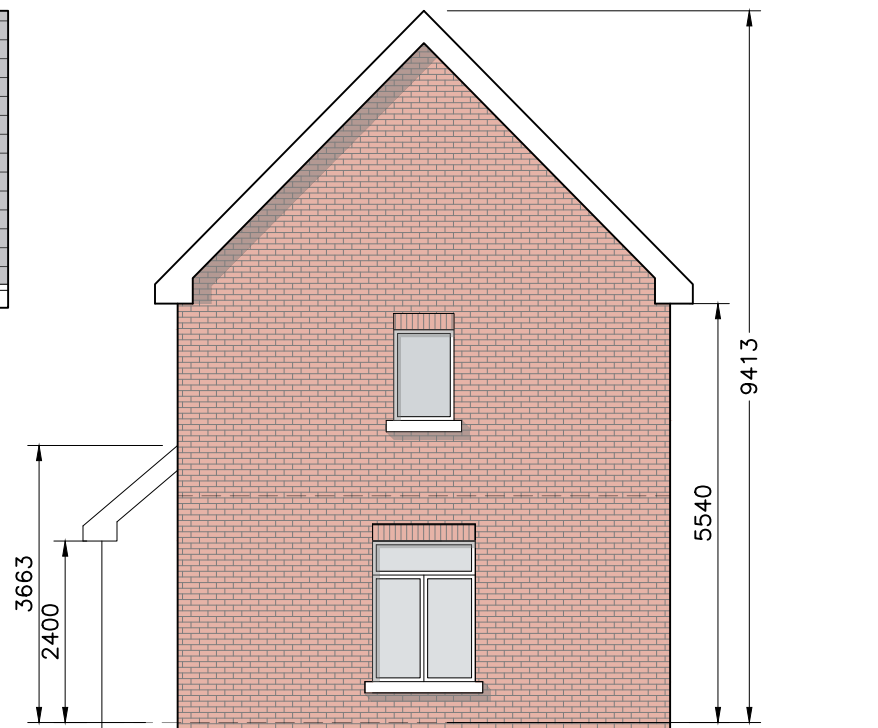
SECTION A-A



FRONT ELEVATION



REAR ELEVATION



GABLE ELEVATION
Where End-of-Terrace occurs

- © This drawing is copyright.
- 1 Do not scale this drawing.
- 2 Errors and omissions to be immediately notified to Architect.
- 3 All dimensions to be checked on site.
- 4 To be read with relevant Engineers drawings.

NORTH



Refer to Site layout Plan for specific orientation of House Types.

Notes:

1. All dimensions in millimetres
2. Orientation varies. See site layout plan.
3. This Housetype may be handed. See site layout plan.
4. For proposed finished floor levels please refer to proposed site layout drawing.

External Finishes:

Roof:
Slate or clay/concrete tiles with solar thermal or photovoltaic panels subject to orientation and detailed design

Walls:
Painted render finish and/or Selected facing brick

Windows:
uPVC framed

Gutters/downpipes:
uPVC or aluminium

Front Door:
Selected coloured composite or painted timber door with fanlight and/or sidelight and/or glazed light in leaf

revisions date inls

description

House Type K

Plans, Section & Elevations

job
Development at
Oldtown, Swords,
Co. Dublin
PHASE 5

client
Gerard Gannon Properties

issue
Planning SHD Stage 3

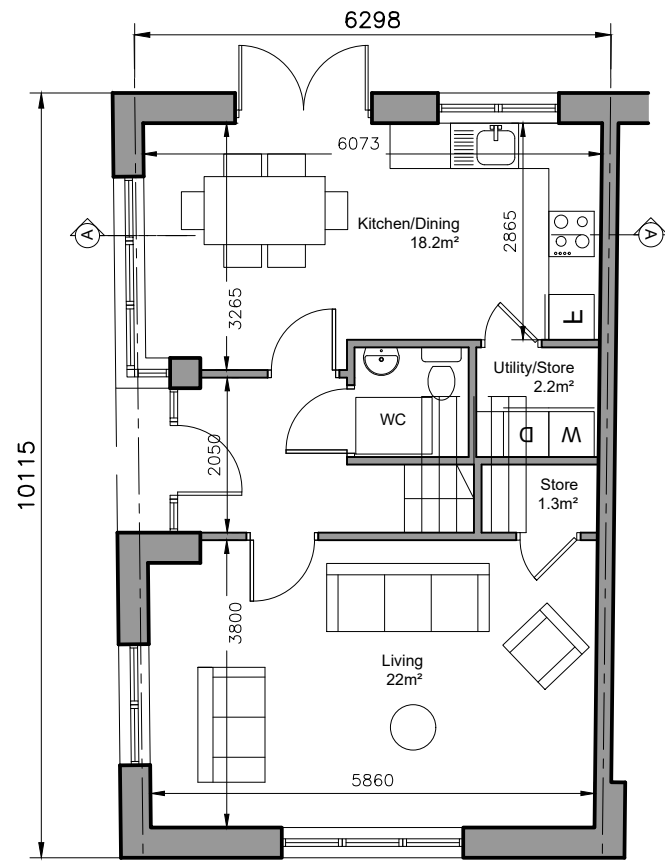
CONROY CROWE KELLY
ARCHITECTS
65 MERRION SQUARE
DUBLIN 2

PHONE 6613990/1 FAX 6765715
e-mail info@cck.ie

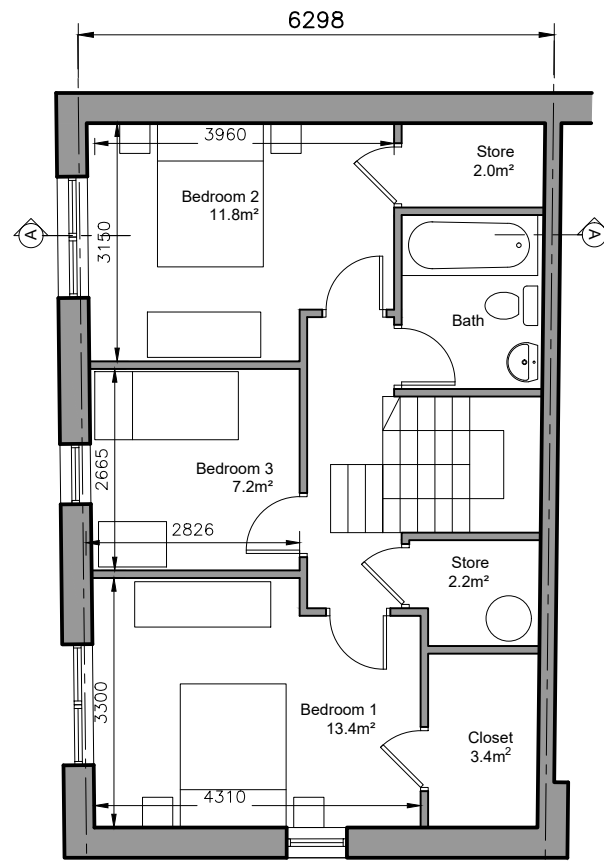
drawing no.
1736-SHD-H-115

rev.

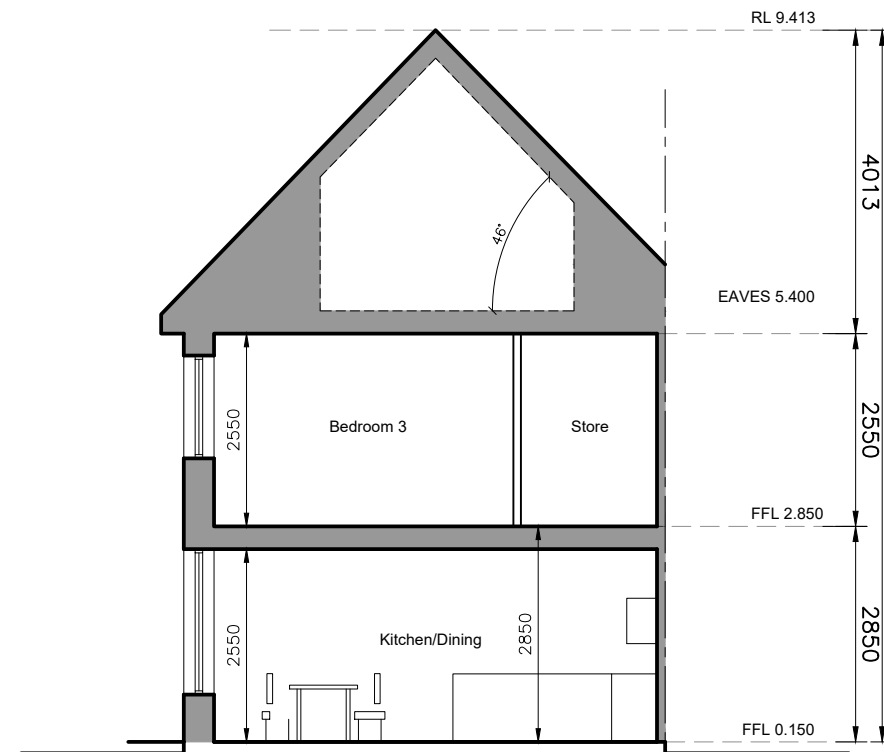
scale
1:100 A3
date
MAR '22
drawn
AOL
checked
PG



GROUND FLOOR
Area 54 sq.m.
TOTAL FLOOR AREA
Area 109.5 sq.m.

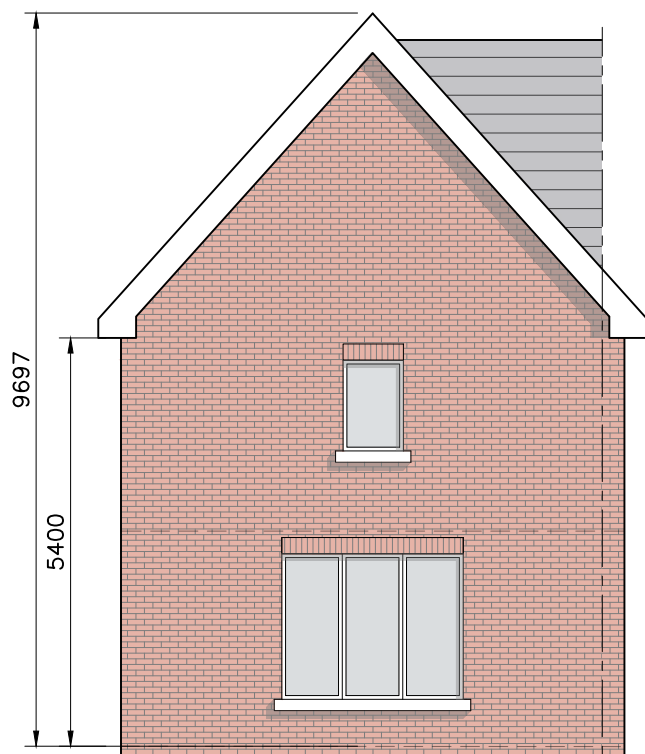


FIRST FLOOR PLAN
Area 55.5 sq.m.

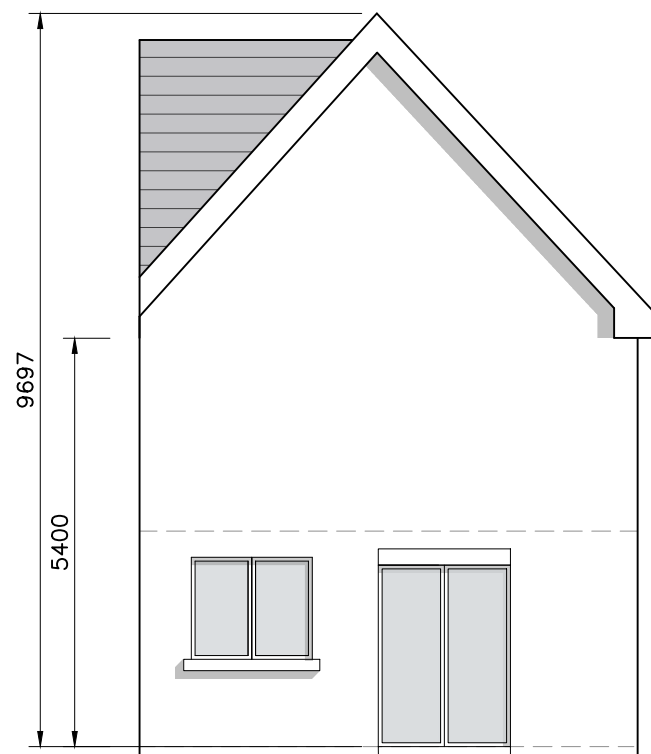


SECTION A-A

3-bed/5 person, 2 storey:		FCC Min.
Agg. Living	40.2	34
Agg. Bedrooms	32.4	32
Storage	11.4	5



GABLE ELEVATION



REAR ELEVATION



FRONT ELEVATION

- © This drawing is copyright.
- 1 Do not scale this drawing.
- 2 Errors and omissions to be immediately notified to Architect.
- 3 All dimensions to be checked on site.
- 4 To be read with relevant Engineers drawings.

NORTH



Refer to Site layout Plan for specific orientation of House Types.

Notes:

1. All dimensions in millimetres
2. Orientation varies. See site layout plan.
3. This Housetype may be handed. See site layout plan.
4. For proposed finished floor levels please refer to proposed site layout drawing.

External Finishes:

Roof:
Slate or clay/concrete tiles with solar thermal or photovoltaic panels subject to orientation and detailed design

Walls:
Painted render finish and/or Selected facing brick

Windows:
uPVC framed

Gutters/downpipes:
uPVC or aluminium

Front Door:
Selected coloured composite or painted timber door with fanlight and/or sidelight and/or glazed light in leaf

revisions description date inls

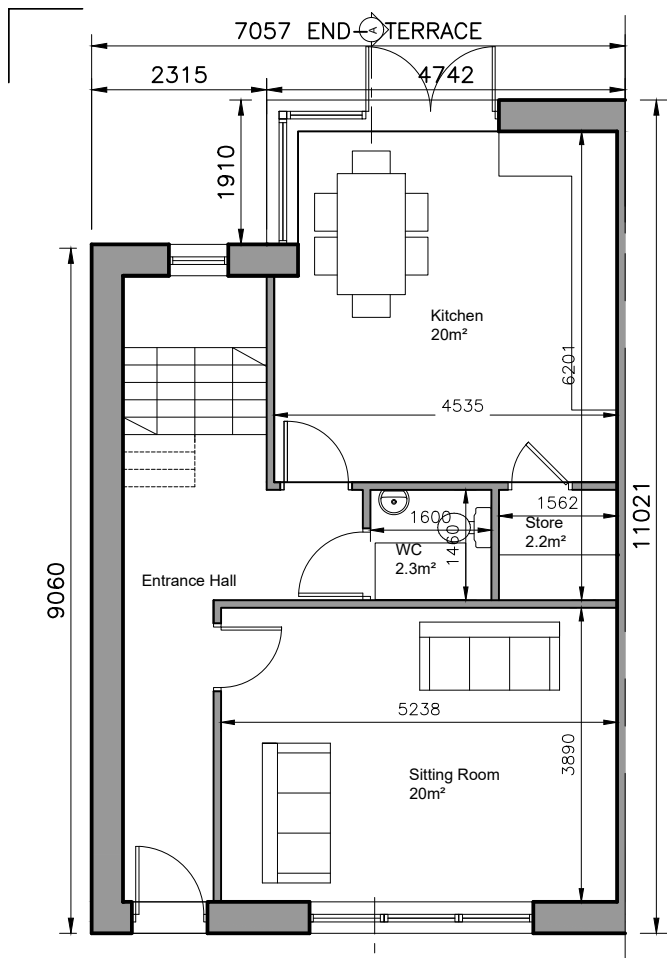
House Type Mc	drawing no. 1736-SHD-H-116
Plans, Section & Elevations	rev.:
Development at Oldtown, Swords, Co. Dublin PHASE 5	scale 1:100 A3
	date MAR '22
	drawn AOL
	checked PG

client
Gerard Gannon Properties

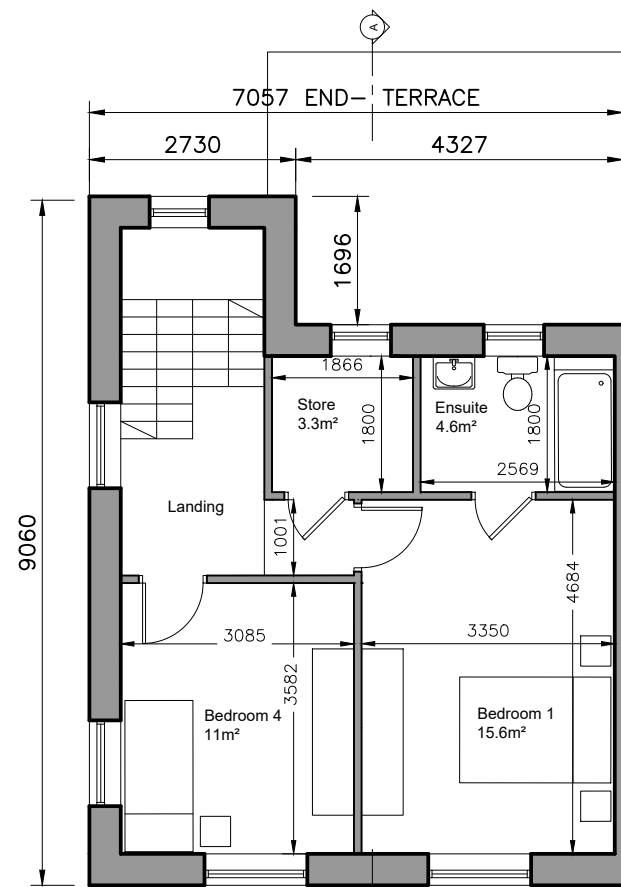
issue
Planning SHD Stage 3

CONROY CROWE KELLY ARCHITECTS
65 MERRION SQUARE
DUBLIN 2

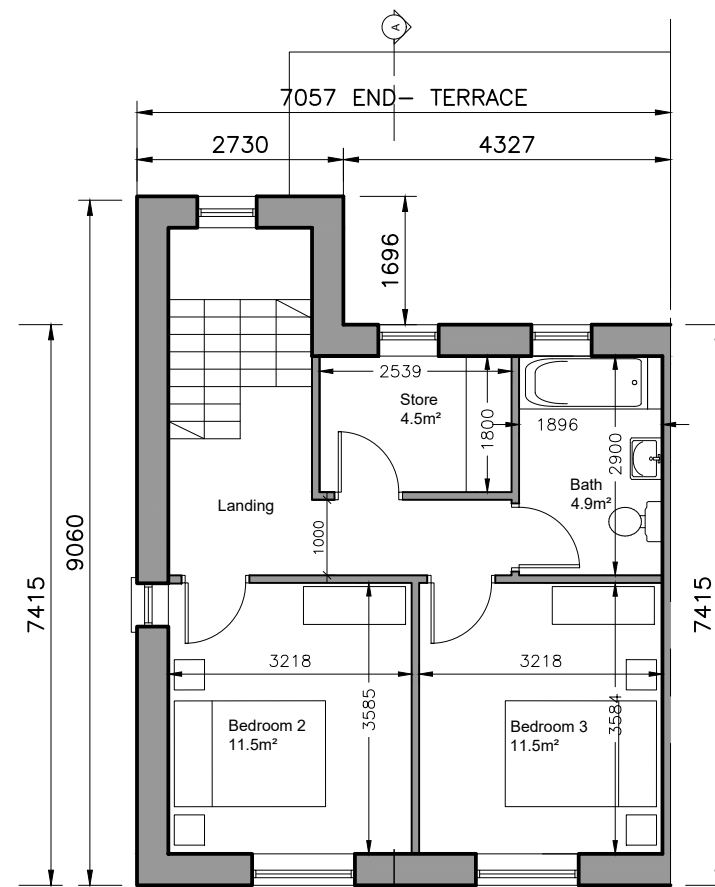
PHONE 6613990/1 FAX 6765715
e-mail info@cck.ie



GROUND FLOOR
Area 62 sq.m.
TOTAL FLOOR AREA
Area 154 sq.m.

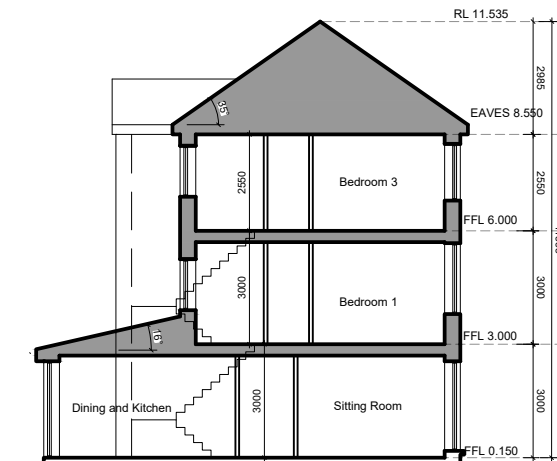


FIRST FLOOR PLAN
Area 46 sq.m.



SECOND FLOOR PLAN
Area 46 sq.m.

4-bed/7 person, 3 storey:		FCC Min.
Agg. Living	41	40
Agg. Bedrooms	49.6	43
Storage	7.8	6



SECTION A-A
1:200

- © This drawing is copyright.
1 Do not scale this drawing.
2 Errors and omissions to be immediately notified to Architect.
3 All dimensions to be checked on site.
4 To be read with relevant Engineers drawings.



Refer to Site layout Plan for specific orientation of House Types.

- Notes:**
- All dimensions in millimetres
 - Orientation varies. See site layout plan.
 - This Housetype may be handed. See site layout plan.
 - For proposed finished floor levels please refer to proposed site layout drawing.

External Finishes:

Roof:
Slate or clay/concrete tiles with solar thermal or photovoltaic panels subject to orientation and detailed design

Walls:
Painted render finish and/or Selected facing brick

Windows:
uPVC framed

Gutters/downpipes:
uPVC or aluminium

Front Door:
Selected coloured composite or painted timber door with fanlight and/or sidelight and/or glazed light in leaf

Front Door Canopy:
Pressed or standing seam metal on Timber framing

revisions date inls

description	drawing no.
House Type Q	1736-SHD-H-120
Plans, Section & Elevations	rev.

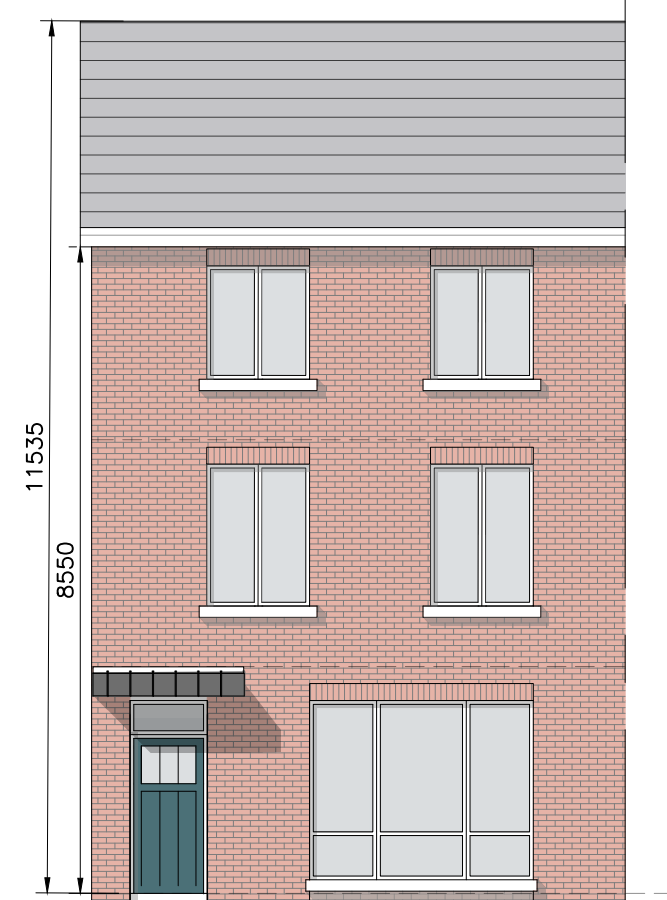
job	scale
Development at Oldtown, Swords, Co. Dublin PHASE 5	1:100 A3
client	date
Gerard Gannon Properties	MAR '22
issue	drawn
Planning SHD Stage 3	AOL
	checked
	PG

client
Gerard Gannon Properties

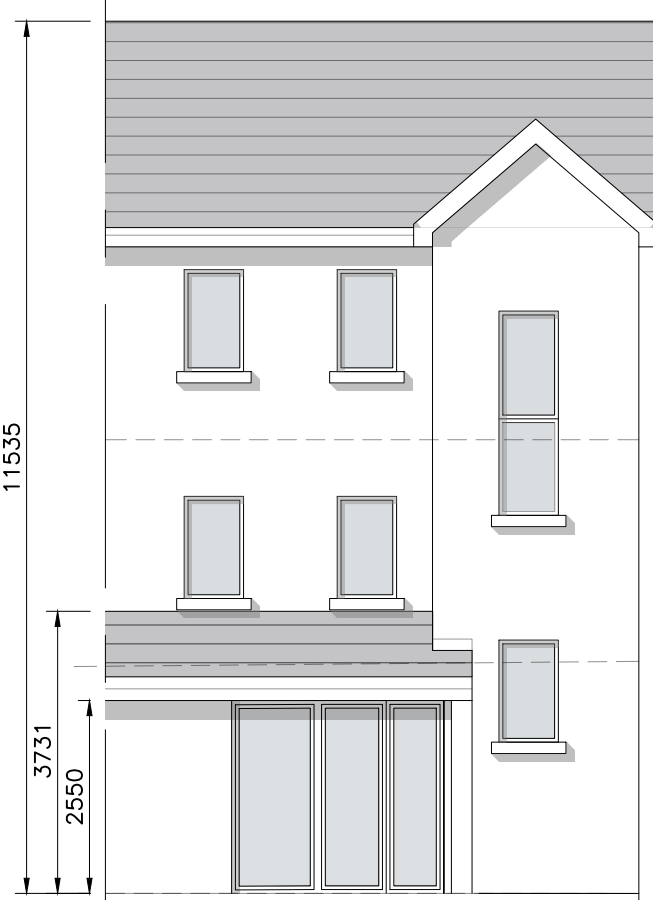
issue
Planning SHD Stage 3

CONROY CROWE KELLY ARCHITECTS
65 MERRION SQUARE DUBLIN 2

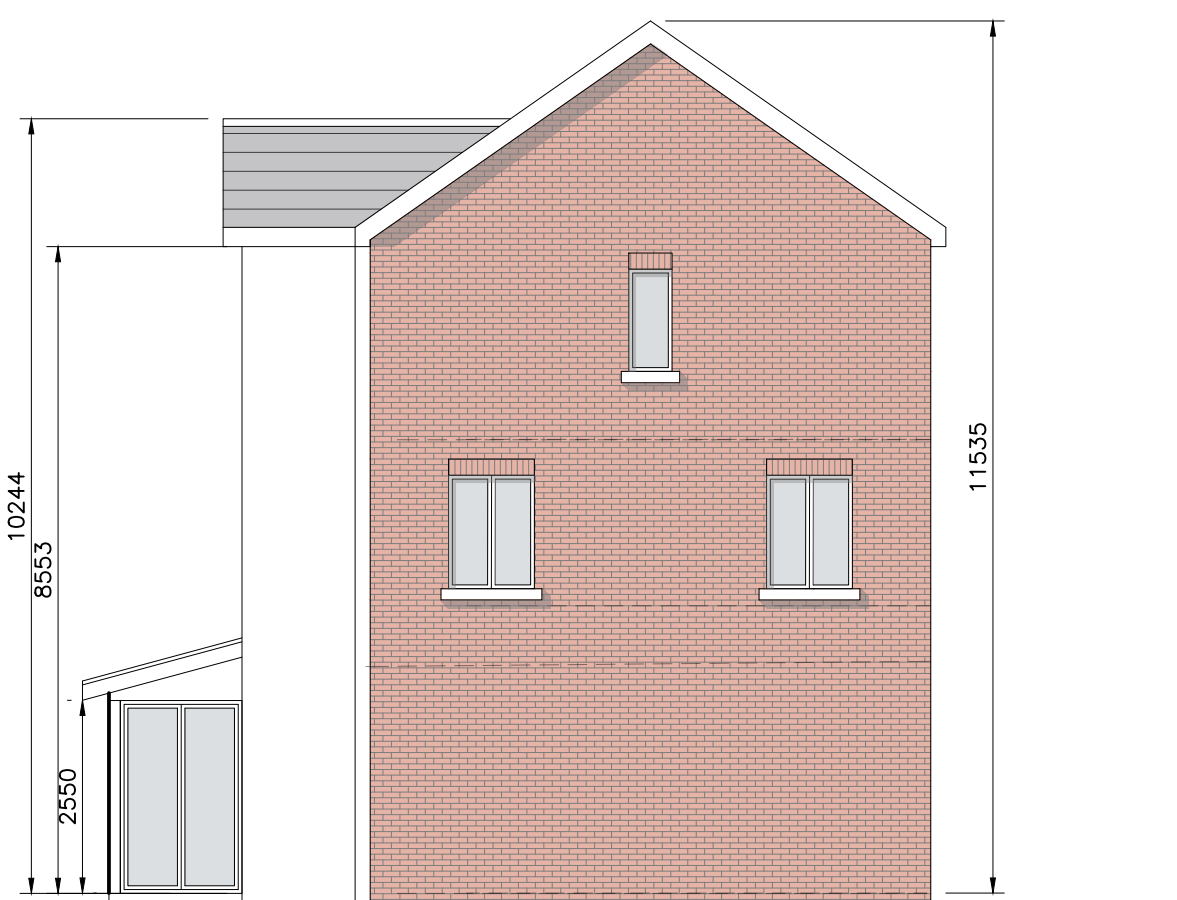
PHONE 6613990/1 FAX 6765715
e-mail info@cck.ie



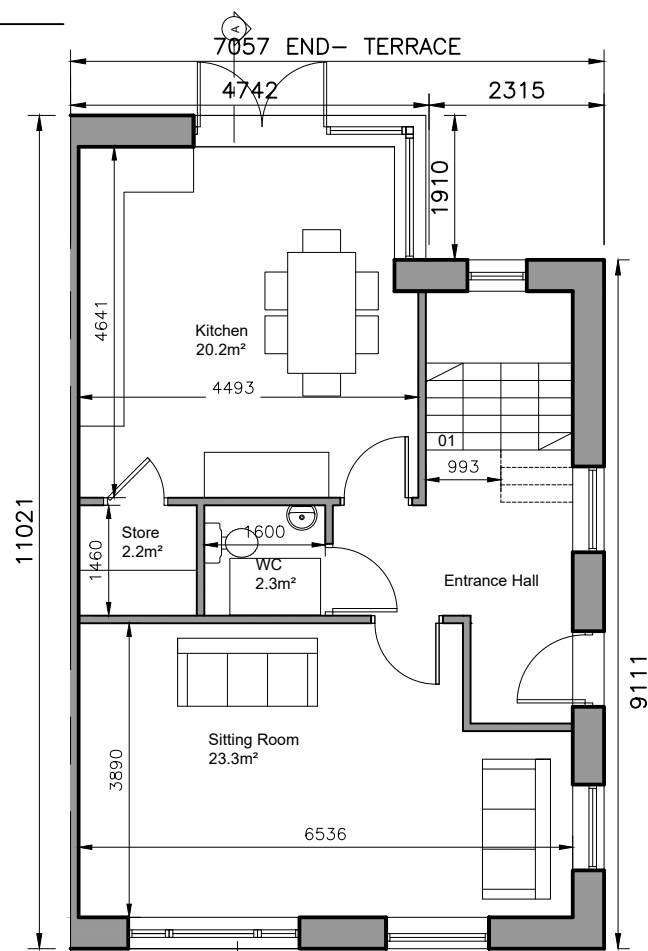
FRONT ELEVATION



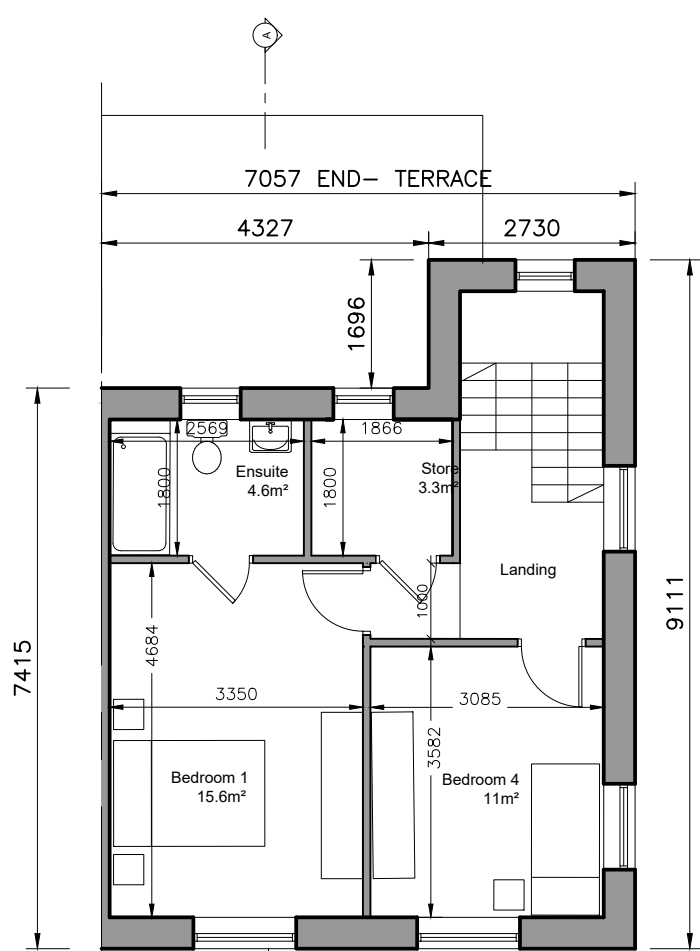
REAR ELEVATION



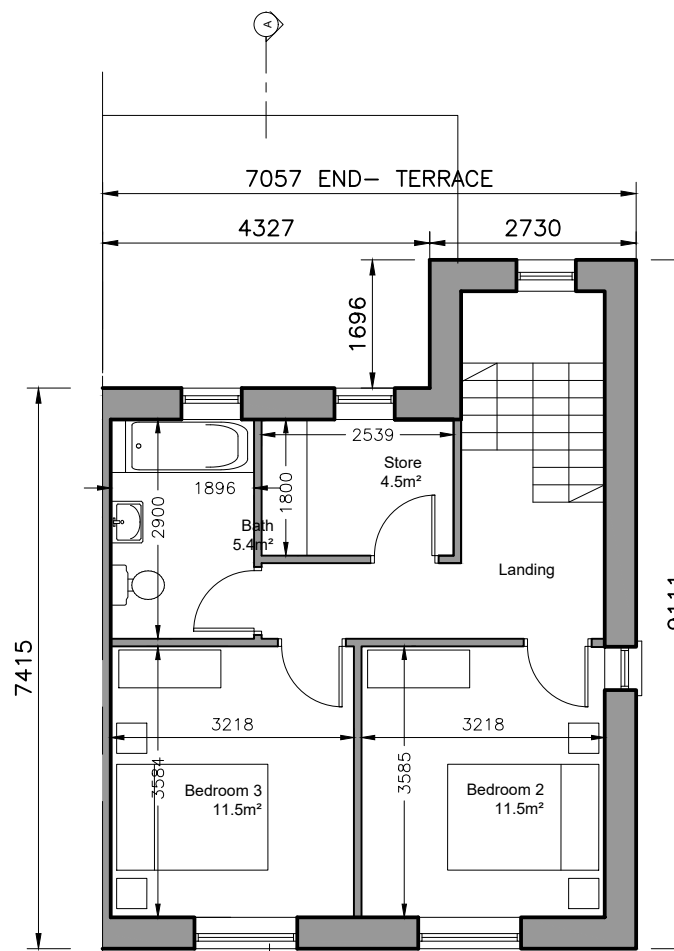
GABLE ELEVATION



GROUND FLOOR
Area 62 sq.m.
TOTAL FLOOR AREA
Area 154 sq.m.



FIRST FLOOR PLAN
Area 46 sq.m.



SECOND FLOOR PLAN
Area 46 sq.m.

4-bed/7 person, 3 storey:		FCC Min.
Agg. Living	43.5	40
Agg. Bedrooms	49.6	43
Storage	7.8	6



SECTION A-A
1:200

- (C) This drawing is copyright.
1 Do not scale this drawing.
2 Errors and omissions to be immediately notified to Architect.
3 All dimensions to be checked on site.
4 To be read with relevant Engineers drawings.



Refer to Site layout Plan for specific orientation of House Types.

- Notes:**
- All dimensions in millimetres
 - Orientation varies. See site layout plan.
 - This Housetype may be handed. See site layout plan.
 - For proposed finished floor levels please refer to proposed site layout drawing.

External Finishes:

Roof:
Slate or clay/concrete tiles with solar thermal or photovoltaic panels subject to orientation and detailed design

Walls:
Painted render finish and/or Selected facing brick

Windows:
uPVC framed

Gutters/downpipes:
uPVC or aluminium

Front Door:
Selected coloured composite or painted timber door with fanlight and/or sidelight and/or glazed light in leaf

Front Door Canopy:
Pressed or standing seam metal on Timber framing



FRONT ELEVATION

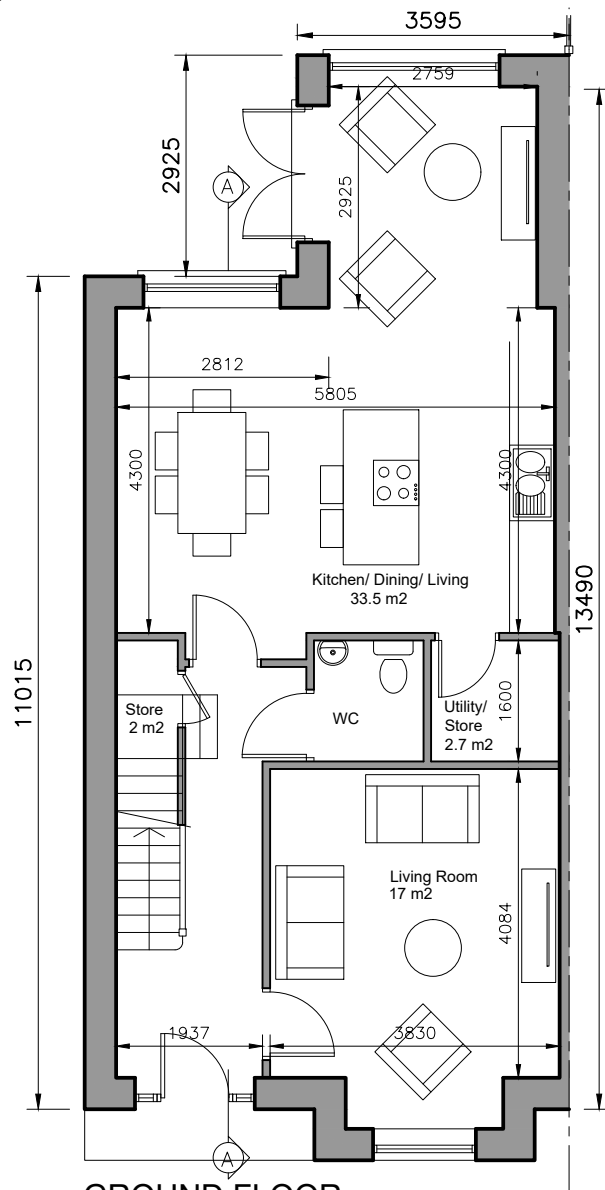


REAR ELEVATION

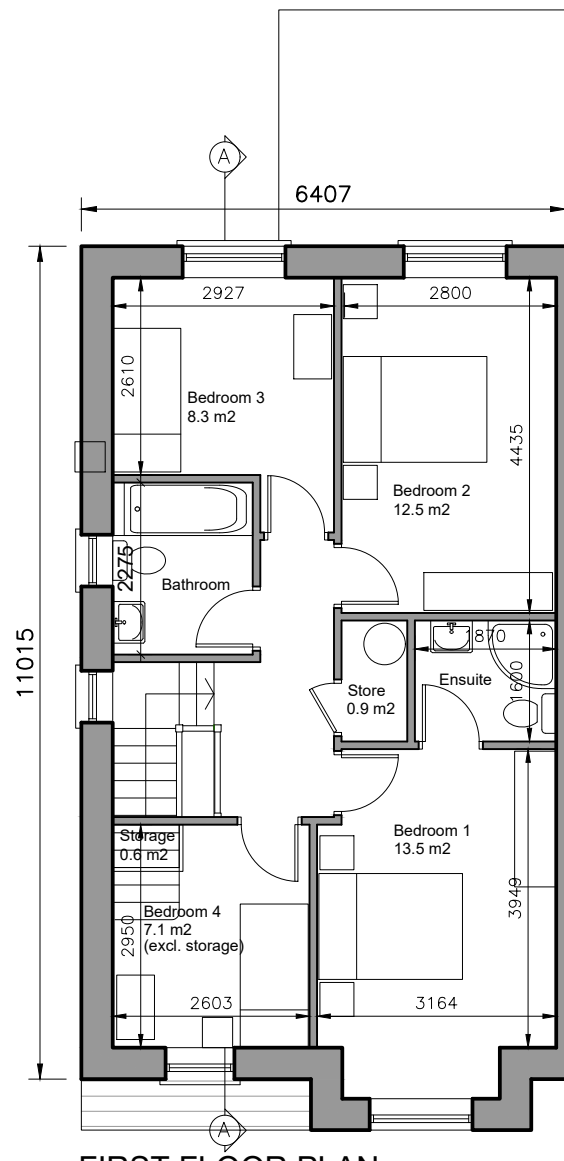


GABLE ELEVATION

revisions	description	date	inls
	House Type R		
	Plans, Section & Elevations		
job	Development at Oldtown, Swords, Co. Dublin PHASE 5	scale	1:100 A3
client	Gerard Gannon Properties	date	MAR '22
issue	Planning SHD Stage 3	drawn	AOL
		checked	PG
CONROY CROWE KELLY ARCHITECTS 65 MERRION SQUARE DUBLIN 2 PHONE 6613990/1 FAX 6785715 e-mail info@cck.ie			

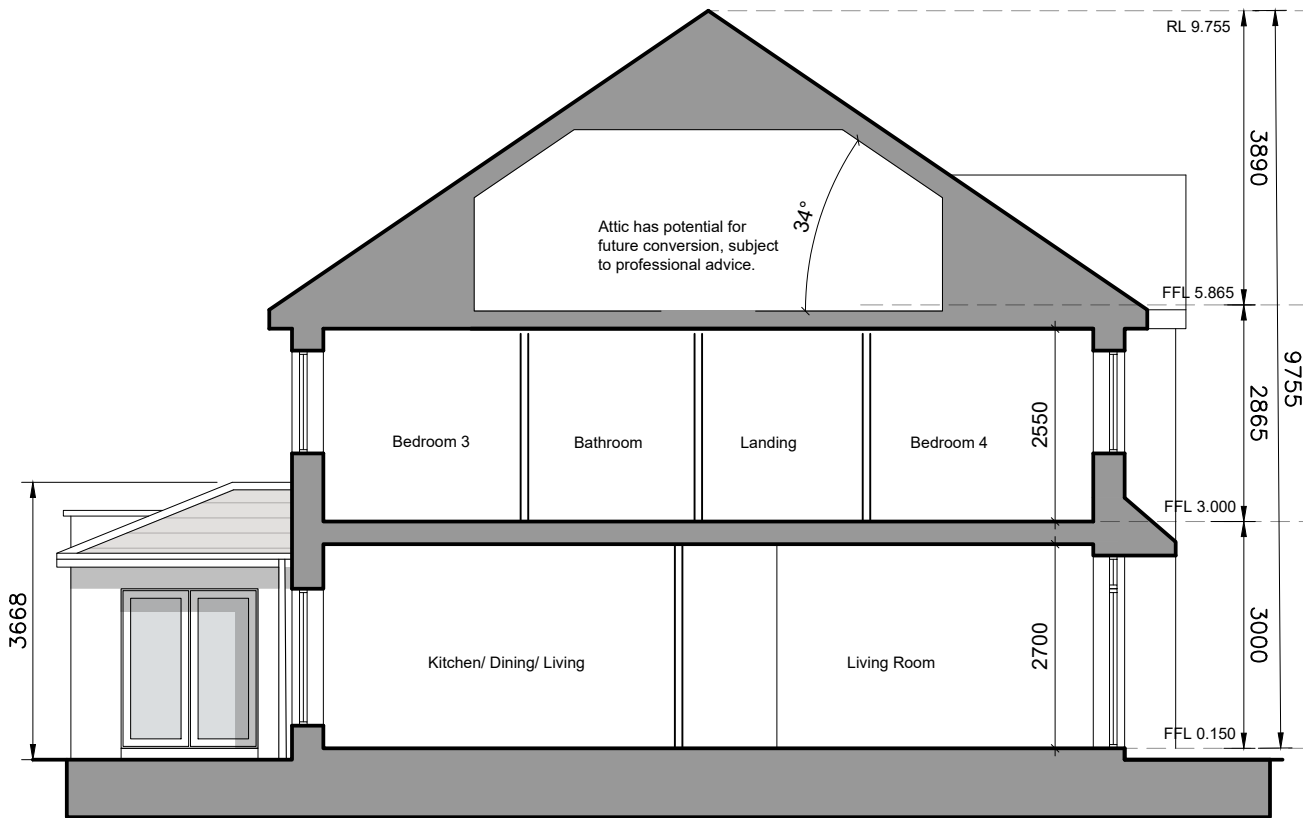


GROUND FLOOR
Area 69 sq.m.
TOTAL FLOOR AREA
Area 130 sq.m.



FIRST FLOOR PLAN
Area 61 sq.m.

4-bed/6 person, 2 storey:		FCC Min.
Agg. Living	50.5	37
Agg. Bedrooms	41.4	36
Storage	6.2	6



SECTION A-A

- © This drawing is copyright.
- 1 Do not scale this drawing.
- 2 Errors and omissions to be immediately notified to Architect.
- 3 All dimensions to be checked on site.
- 4 To be read with relevant Engineers drawings.



- Refer to Site layout Plan for specific orientation of House Types.
- Notes:
1. All dimensions in millimetres
 2. Orientation varies. See site layout plan.
 3. This Housetype may be handed. See site layout plan.
 4. For proposed finished floor levels please refer to proposed site layout drawing.

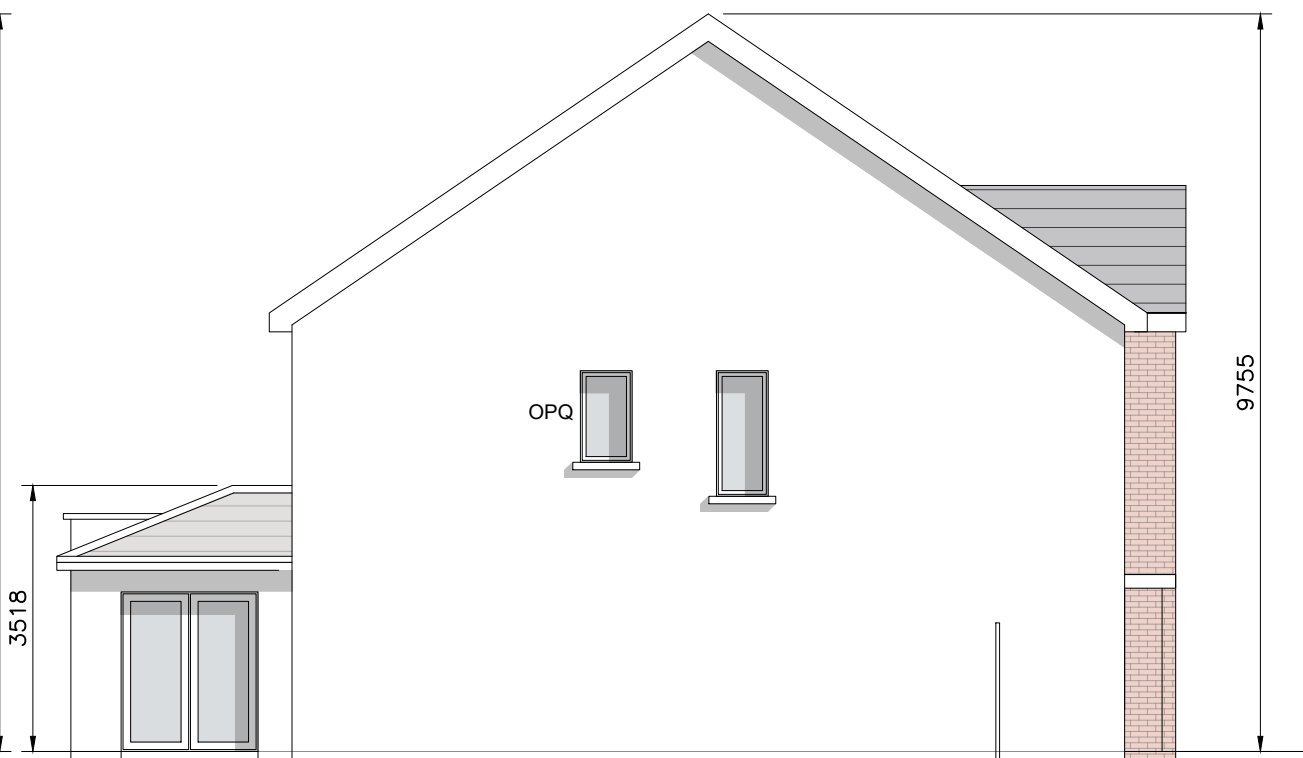
- External Finishes:
- Roof:
Slate or clay/concrete tiles with solar thermal or photovoltaic panels subject to orientation and detailed design
- Walls:
Painted render finish and/or Selected facing brick
- Windows:
uPVC framed
- Gutters/downpipes:
uPVC or aluminium
- Front Door:
Selected coloured composite or painted timber door with fanlight and/or sidelight and/or glazed light in leaf
- Front Door Canopy:
Pressed or standing seam metal on Timber framing



FRONT ELEVATION

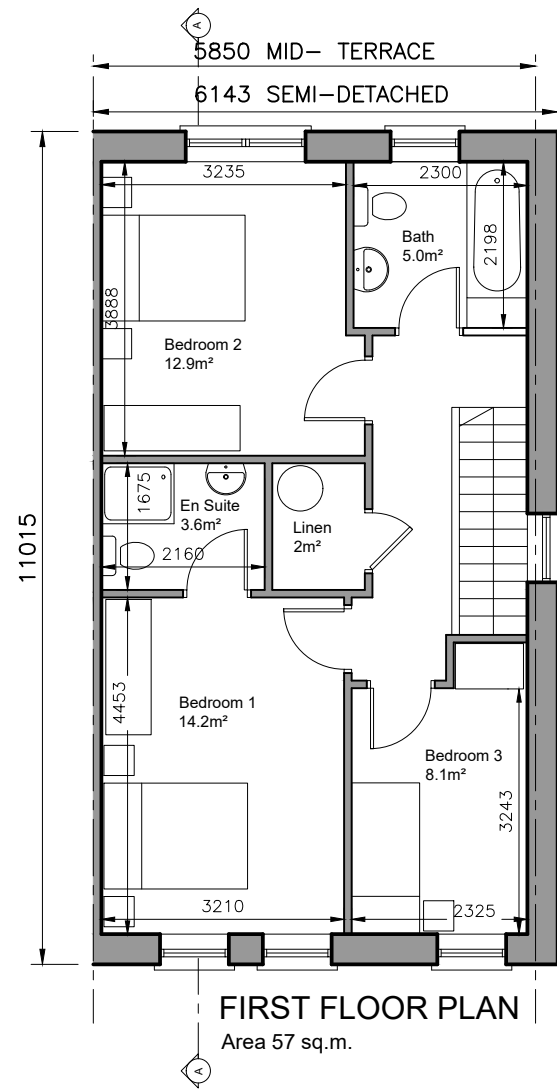
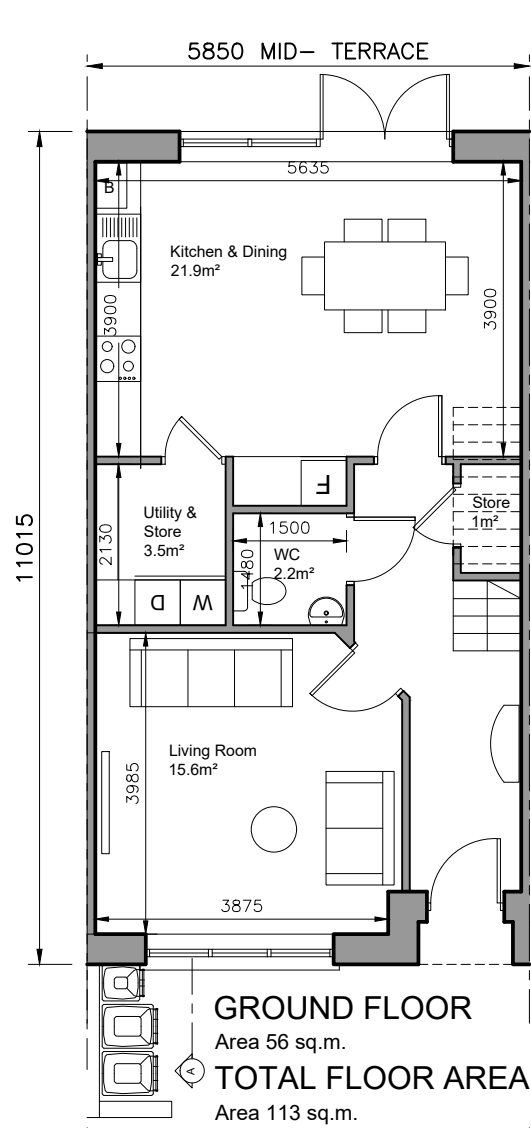


REAR ELEVATION

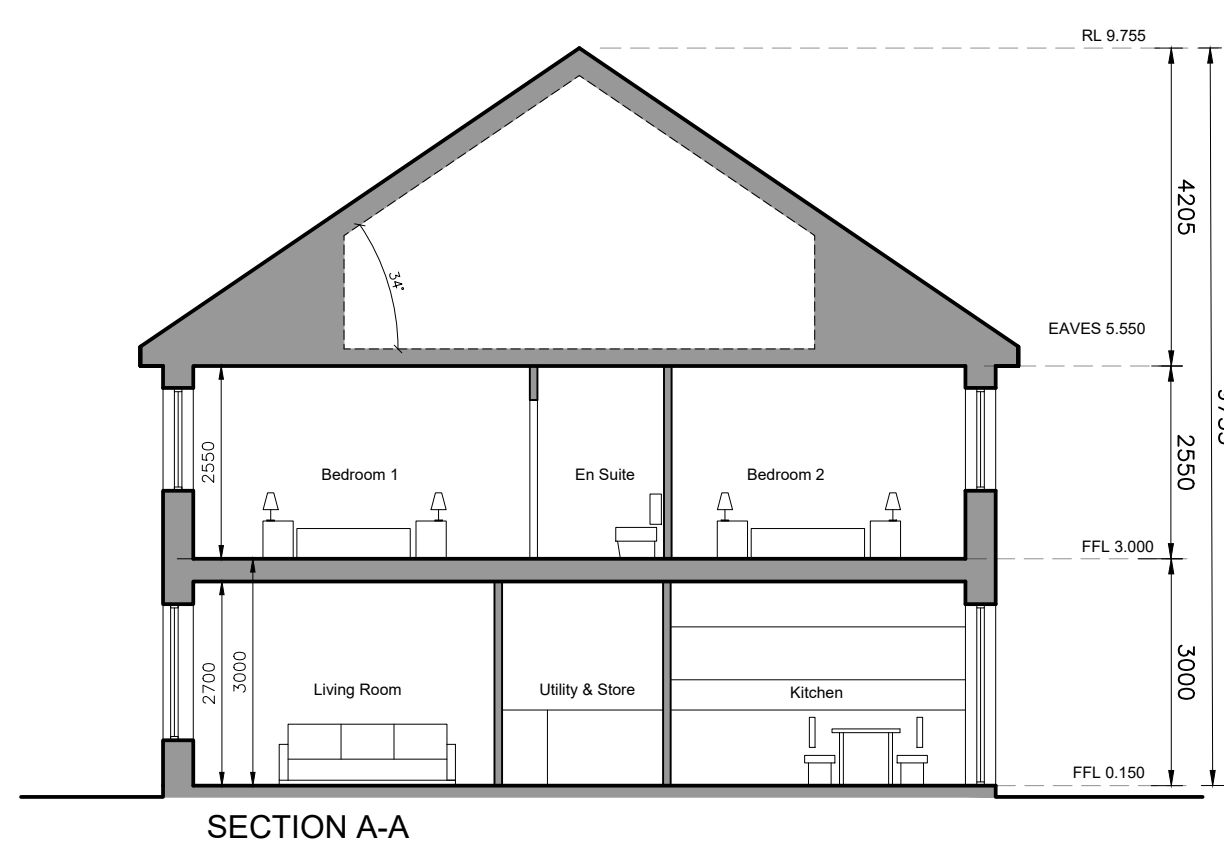
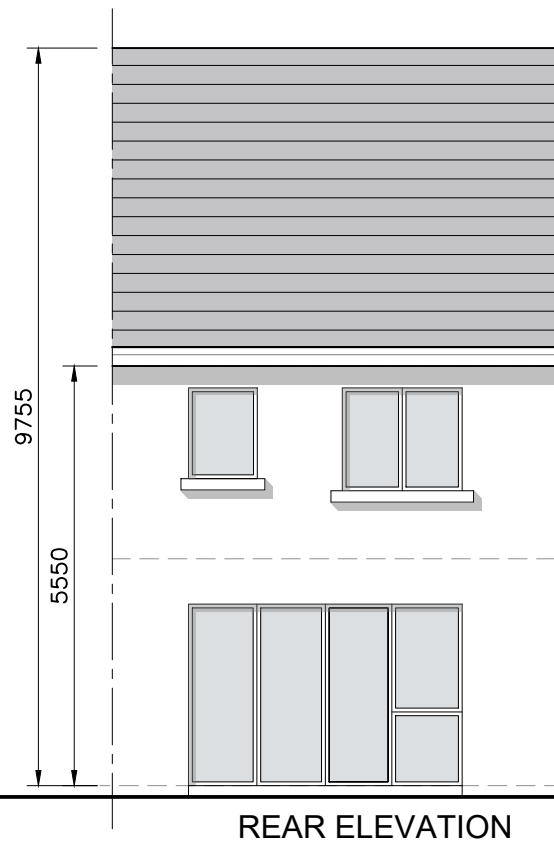
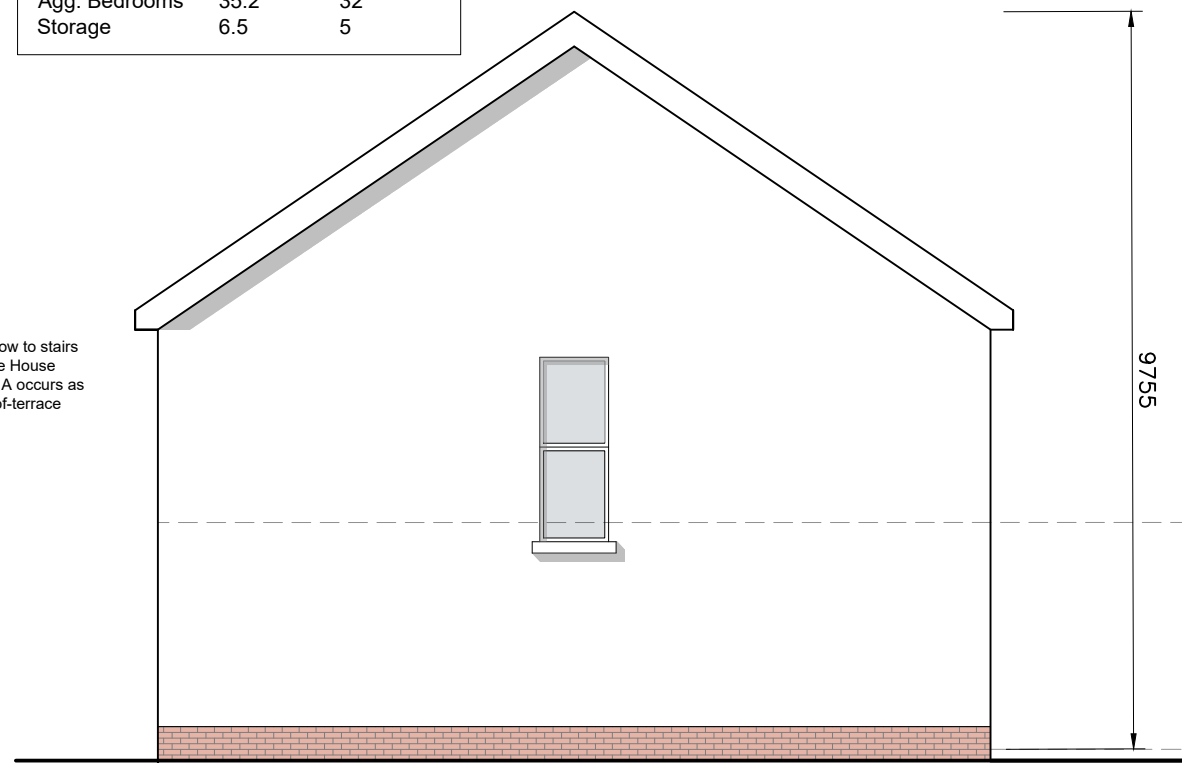


GABLE ELEVATION

description	drawing no.	rev.
House Type T	1736-SHD-H-122	
Plans, Section & Elevations		
job	scale	
Development at Oldtown, Swords, Co. Dublin PHASE 5	1:100 A3	
client	date	
Gerard Gannon Properties	MAR '22	
issue	drawn	
Planning SHD Stage 3	AOL	
	checked	
	PG	
CONROY CROWE KELLY ARCHITECTS 65 MERRION SQUARE DUBLIN 2 PHONE 6613990/1 FAX 6765715 e-mail info@cck.ie		



3-bed/5 person, 2 storey:		FCC Min.
Agg. Living	37.5	34
Agg. Bedrooms	35.2	32
Storage	6.5	5



- © This drawing is copyright.
- 1 Do not scale this drawing.
 - 2 Errors and omissions to be immediately notified to Architect.
 - 3 All dimensions to be checked on site.
 - 4 To be read with relevant Engineers drawings.



Refer to Site layout Plan for specific orientation of House Types.

Notes:

1. All dimensions in millimetres
2. Orientation varies. See site layout plan.
3. This Housetype may be handed. See site layout plan.
4. For proposed finished floor levels please refer to proposed site layout drawing.

External Finishes:

Roof:
Slate or clay/concrete tiles with solar thermal or photovoltaic panels subject to orientation and detailed design

Walls:
Painted render finish and/or Selected facing brick

Windows:
uPVC framed

Gutters/downpipes:
uPVC or aluminium

Front Door:
Selected coloured composite or painted timber door with fanlight and/or sidelight and/or glazed light in leaf

revisions date inls

description

House Type AZ

Plans, Section & Elevations

job
Development at
Oldtown, Swords,
Co. Dublin
PHASE 5

client
Gerard Gannon Properties

issue
Planning SHD Stage 3

CONROY CROWE KELLY ARCHITECTS
65 MERRION SQUARE
DUBLIN 2

PHONE 6613990/1 FAX 6765715
e-mail info@cck.ie

drawing no.
1736-SHD-H-123

rev.

scale
1:100 A3
date
MAR '22
drawn
AOL
checked
PG

- © This drawing is copyright.
- 1 Do not scale this drawing.
- 2 Errors and omissions to be immediately notified to Architect.
- 3 All dimensions to be checked on site.
- 4 To be read with relevant Engineers drawings.

NORTH



Refer to Site layout Plan for specific orientation of House Types.

Notes:

- 1. All dimensions in millimetres
- 2. Orientation varies. See site layout plan.
- 3. This Housetype may be handed. See site layout plan.
- 4. For proposed finished floor levels please refer to proposed site layout drawing.

External Finishes:

Roof:
Slate or clay/concrete tiles with solar thermal or photovoltaic panels subject to orientation and detailed design

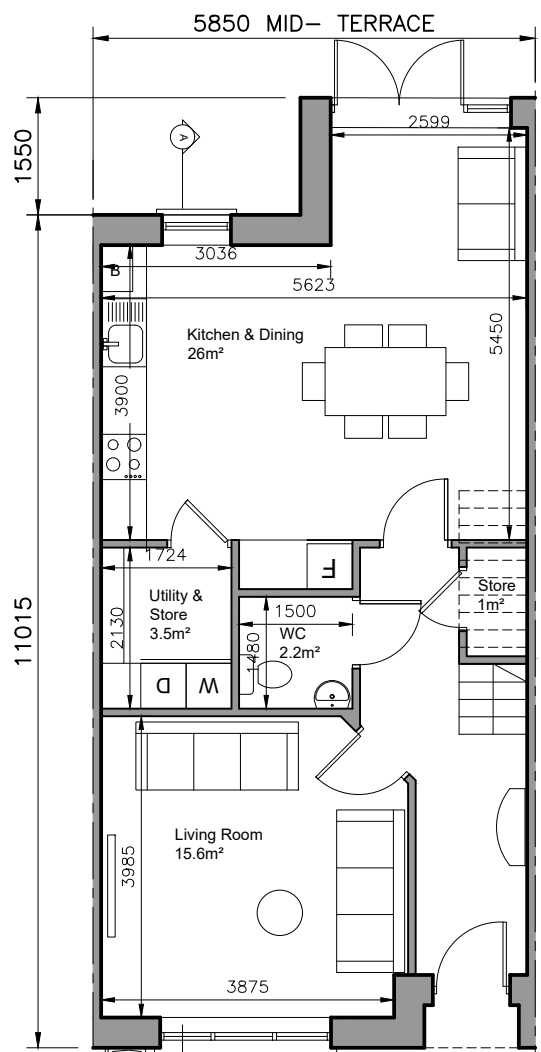
Walls:
Painted render finish and/or Selected facing brick

Windows:
uPVC framed

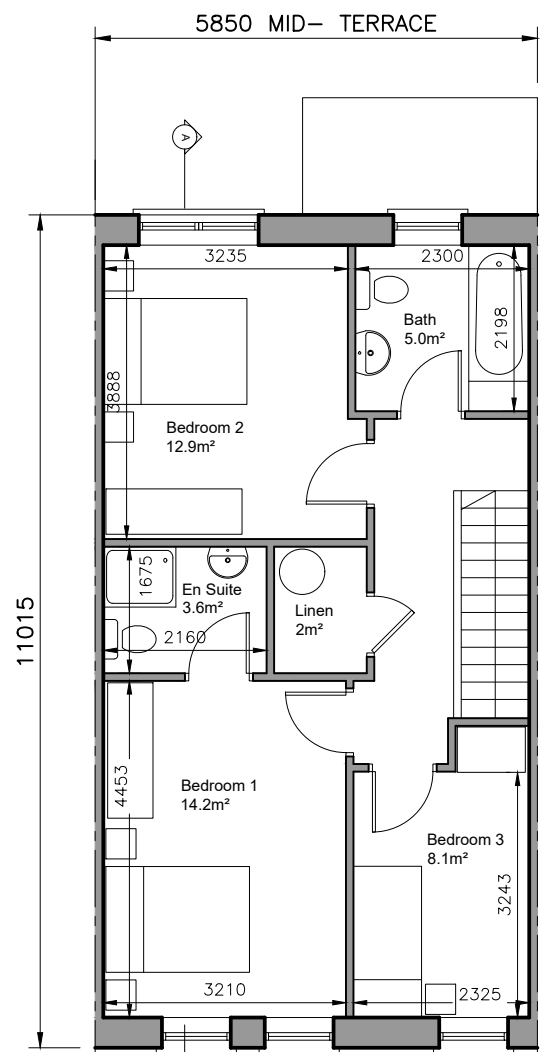
Gutters/downpipes:
uPVC or aluminium

Front Door:
Selected coloured composite or painted timber door with fanlight and/or sidelight and/or

3-bed/5 person, 2 storey: FCC Min.		
Agg. Living	41.6	34
Agg. Bedrooms	35.2	32
Storage	6.5	5



GROUND FLOOR
Area 61 sq.m.
TOTAL FLOOR AREA
Area 118 sq.m.



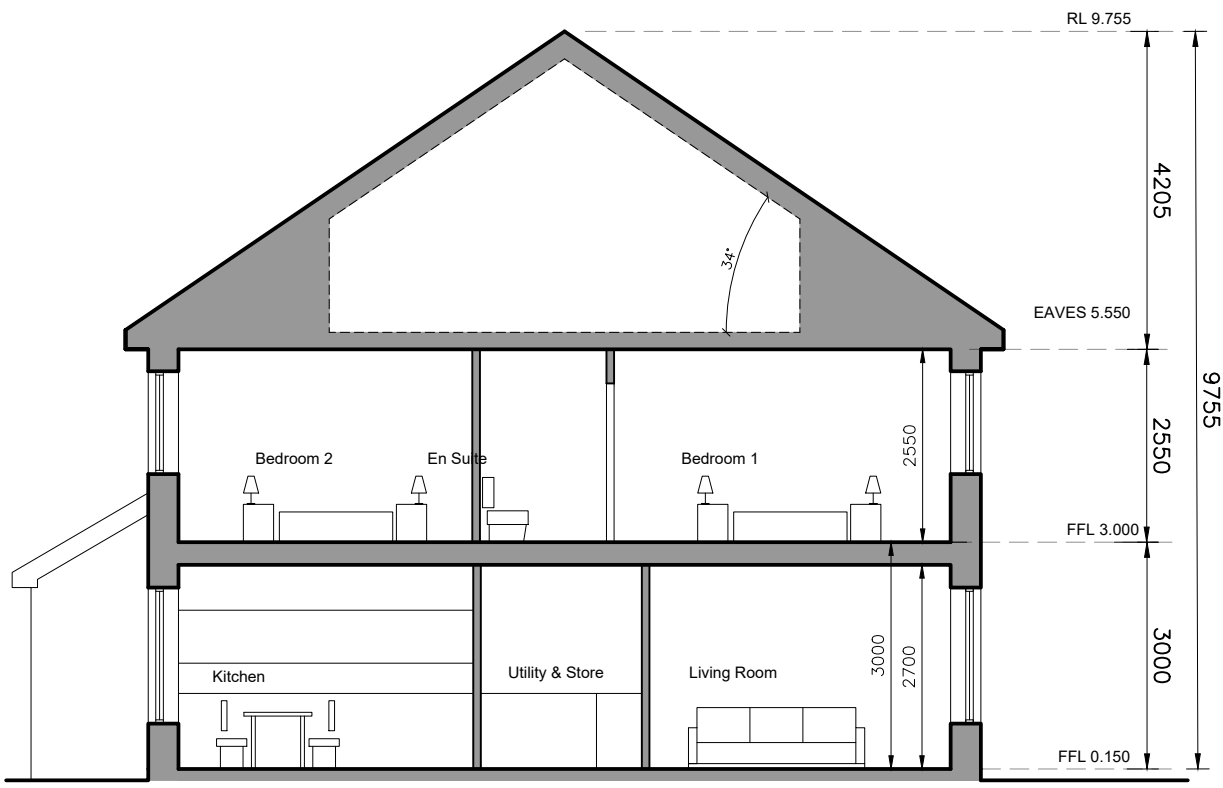
FIRST FLOOR PLAN
Area 57 sq.m.



FRONT ELEVATION



REAR ELEVATION



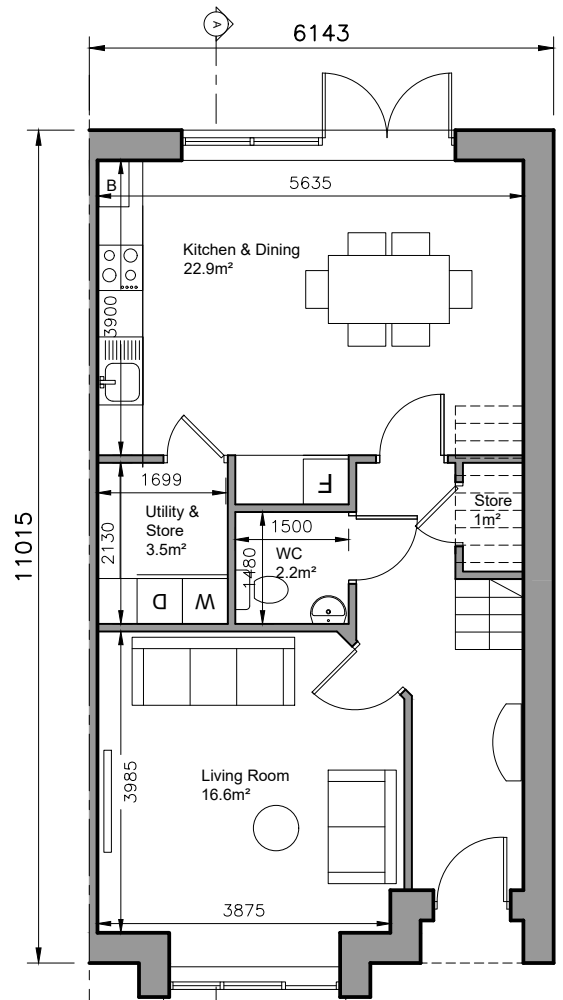
SECTION A-A

revisions date inls

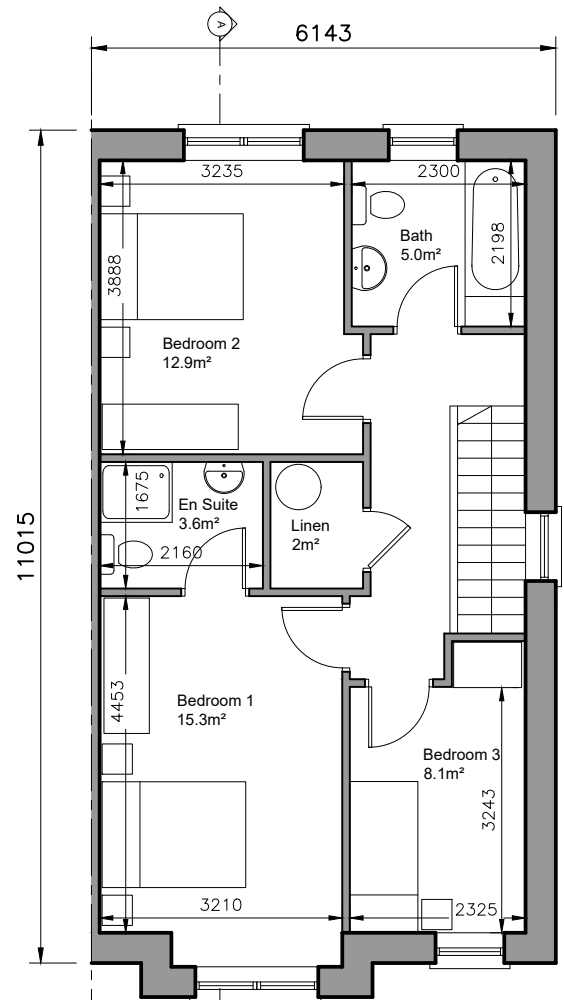
description	drawing no.
House Type BZ	1736-SHD-H-124
Plans, Section & Elevations	rev.

job	scale
Development at Oldtown, Swords, Co. Dublin PHASE 5	1:100 A3
client	date
Gerard Gannon Properties	MAR '22
issue	drawn
Planning SHD Stage 3	AOL
	checked
	PG

CONROY CROWE KELLY ARCHITECTS
65 MERRION SQUARE DUBLIN 2
PHONE 6613990/1 FAX 6765715
e-mail info@cck.ie

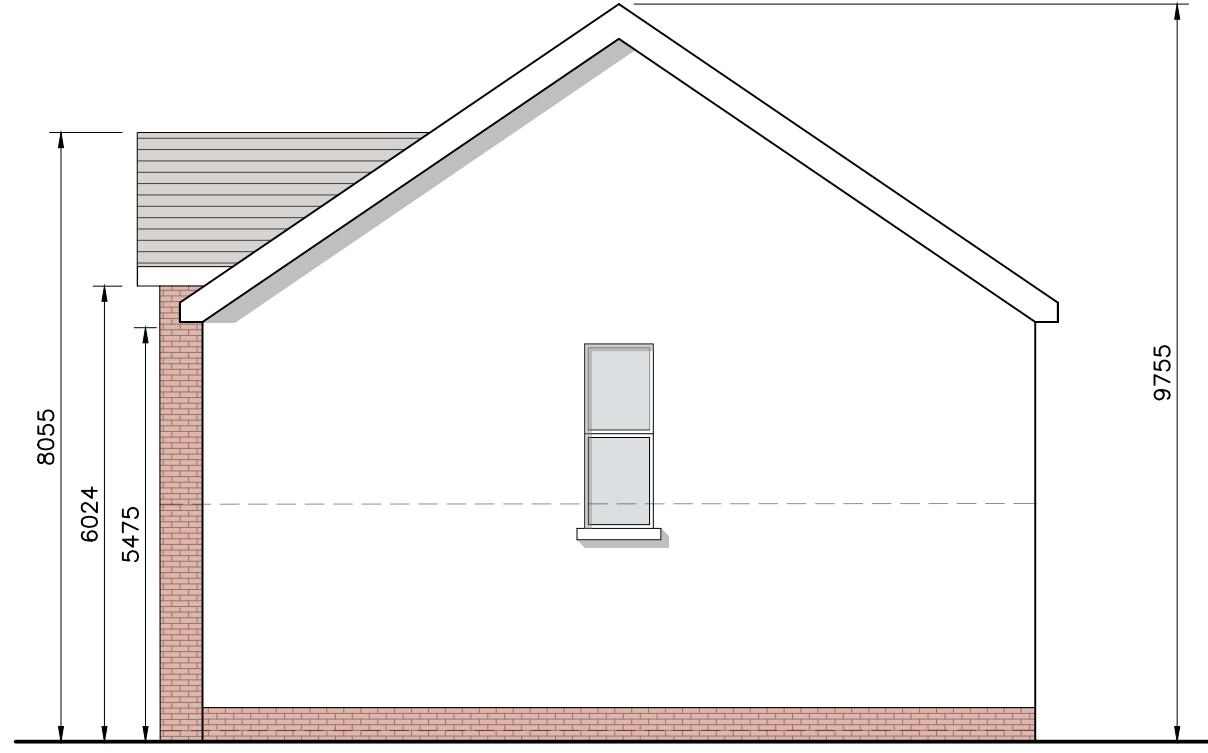


GROUND FLOOR
Area 57 sq.m.
TOTAL FLOOR AREA
Area 115 sq.m.

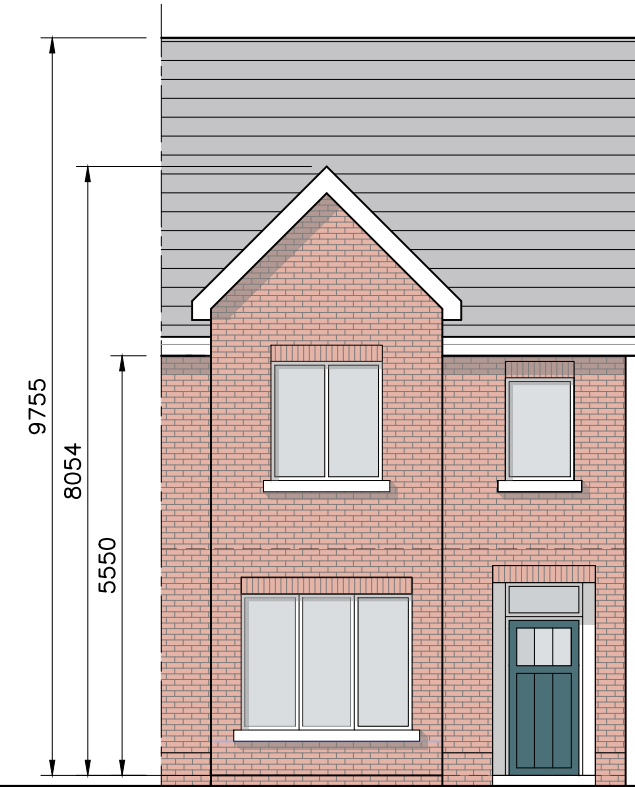


FIRST FLOOR PLAN
Area 58 sq.m.

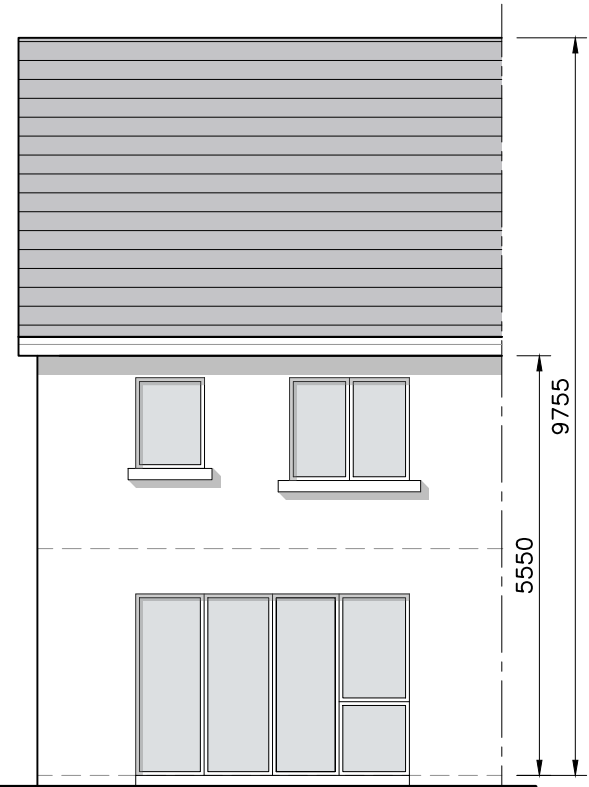
3-bed/5 person, 2 storey:		FCC Min.
Agg. Living	39.5	34
Agg. Bedrooms	36.3	32
Storage	6.5	5



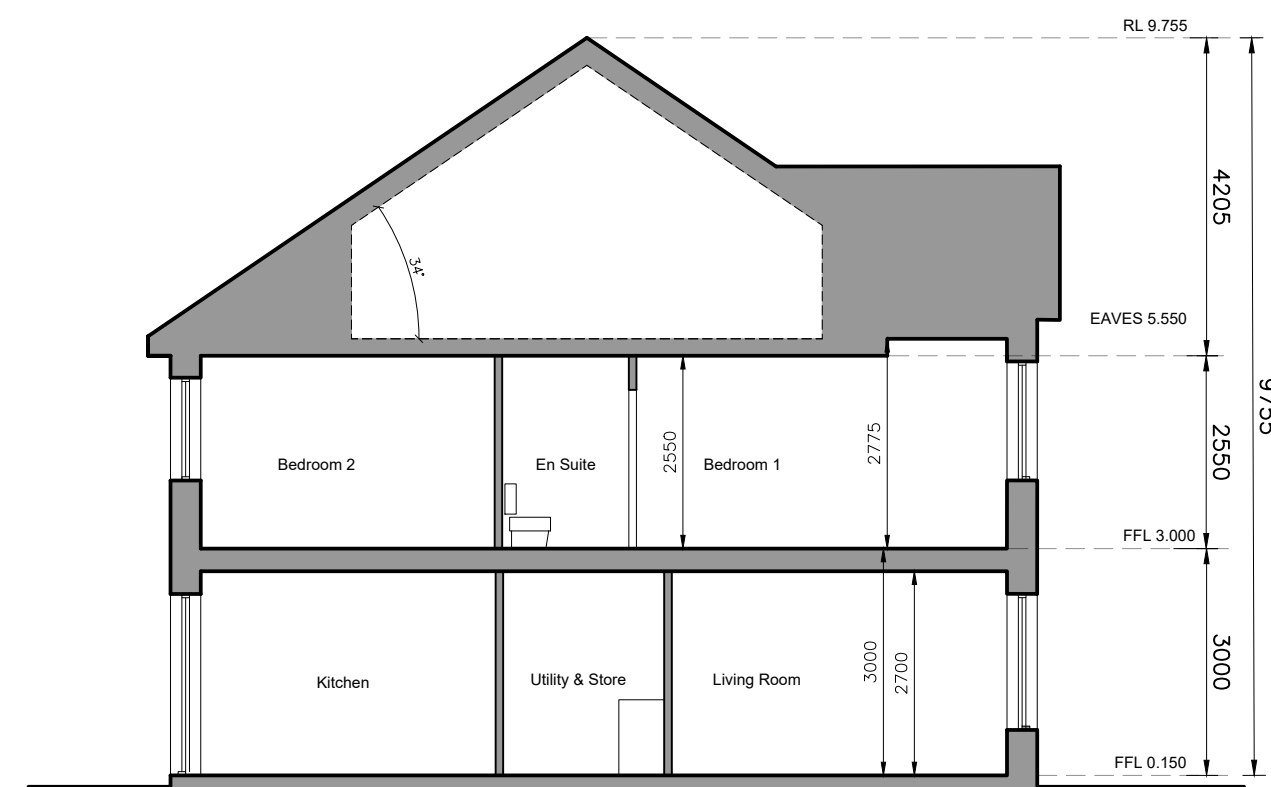
SIDE ELEVATION



FRONT ELEVATION



REAR ELEVATION



SECTION A-A

- © This drawing is copyright.
- 1 Do not scale this drawing.
- 2 Errors and omissions to be immediately notified to Architect.
- 3 All dimensions to be checked on site.
- 4 To be read with relevant Engineers drawings.



Refer to Site layout Plan for specific orientation of House Types.

- Notes:**
1. All dimensions in millimetres
 2. Orientation varies. See site layout plan.
 3. This Housetype may be handed. See site layout plan.
 4. For proposed finished floor levels please refer to proposed site layout drawing.

External Finishes:

Roof:
Slate or clay/concrete tiles with solar thermal or photovoltaic panels subject to orientation and detailed design

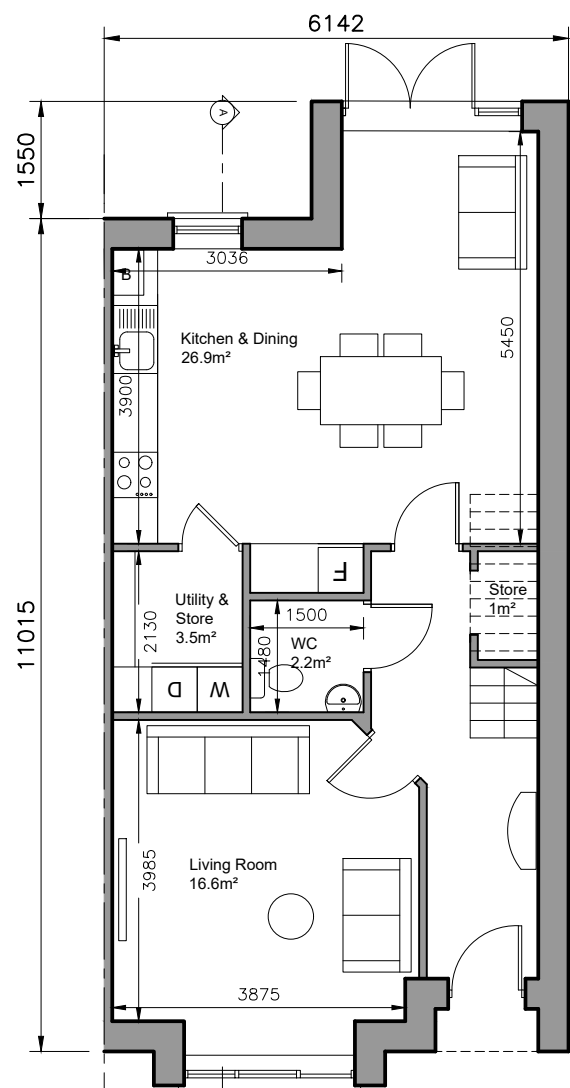
Walls:
Painted render finish and/or Selected facing brick

Windows:
uPVC framed

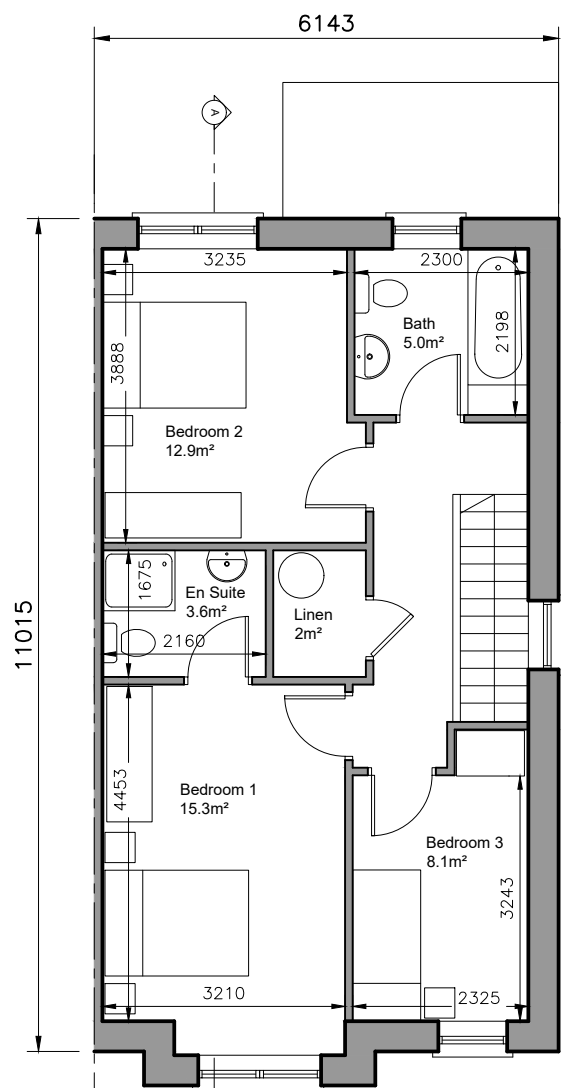
Gutters/downpipes:
uPVC or aluminium

Front Door:
Selected coloured composite or painted timber door with fanlight and/or sidelight and/or glazed light in leaf

revisions	date in/s	description	drawing no.
		House Type CZ	1736-SHD-H-125
		Plans, Section & Elevations	
		Development at Oldtown, Swords, Co. Dublin PHASE 5	
		Gerard Gannon Properties	
		Planning SHD Stage 3	
		CONROY CROWE KELLY ARCHITECTS	
		65 MERRION SQUARE DUBLIN 2	
		PHONE 6613990/1 FAX 6765715 e-mail info@cck.ie	

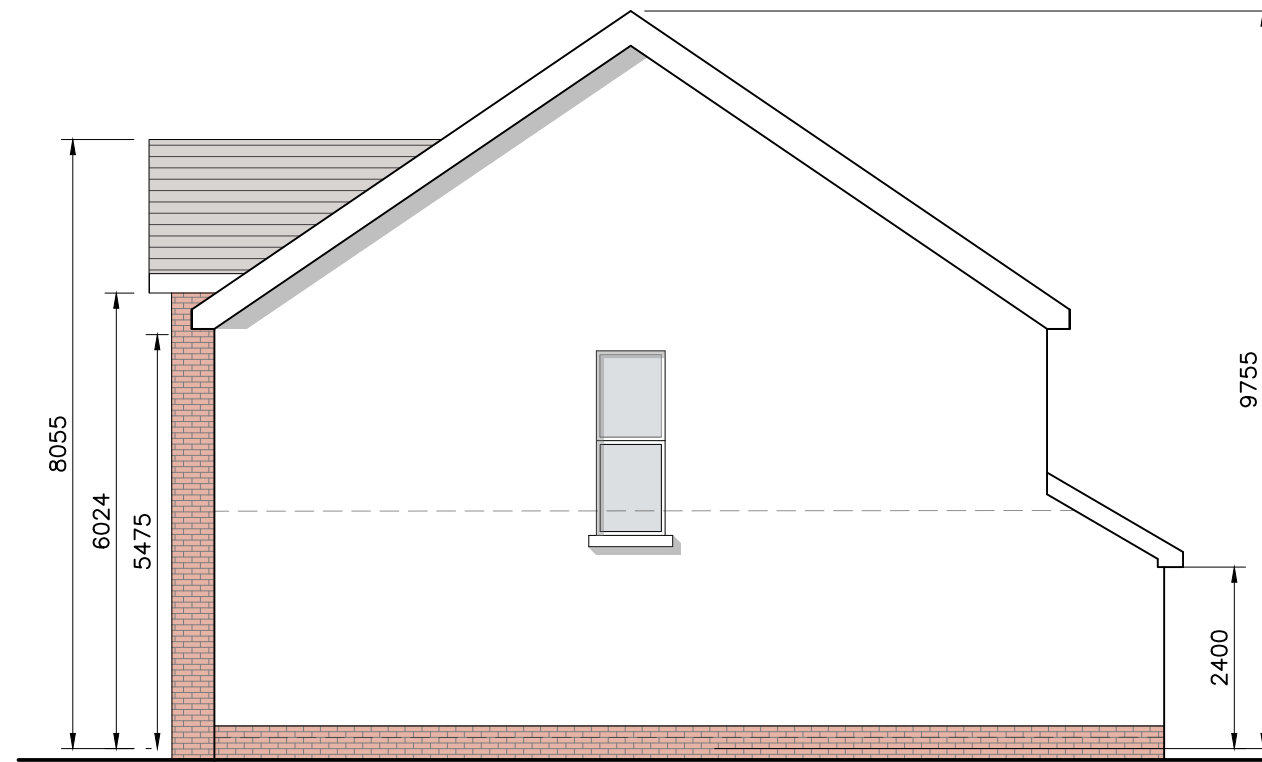


GROUND FLOOR
Area 62 sq.m.
TOTAL FLOOR AREA
Area 120 sq.m.

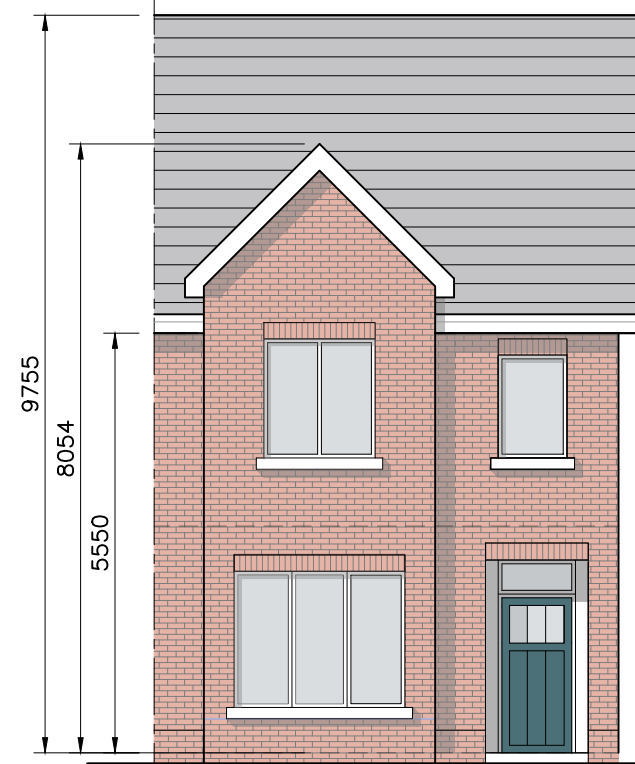


FIRST FLOOR PLAN
Area 58 sq.m.

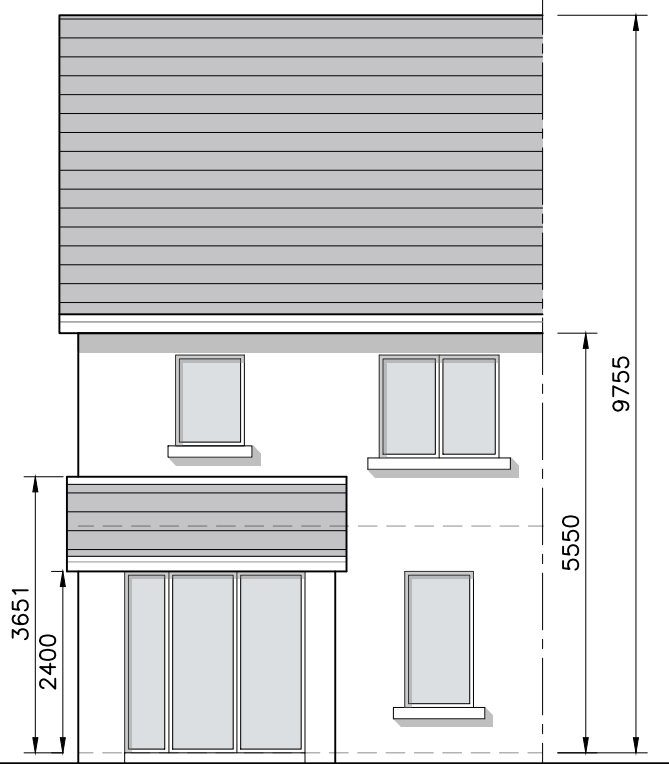
3-bed/5 person, 2 storey:		FCC Min.
Agg. Living	43.5	34
Agg. Bedrooms	36.3	32
Storage	6.5	5



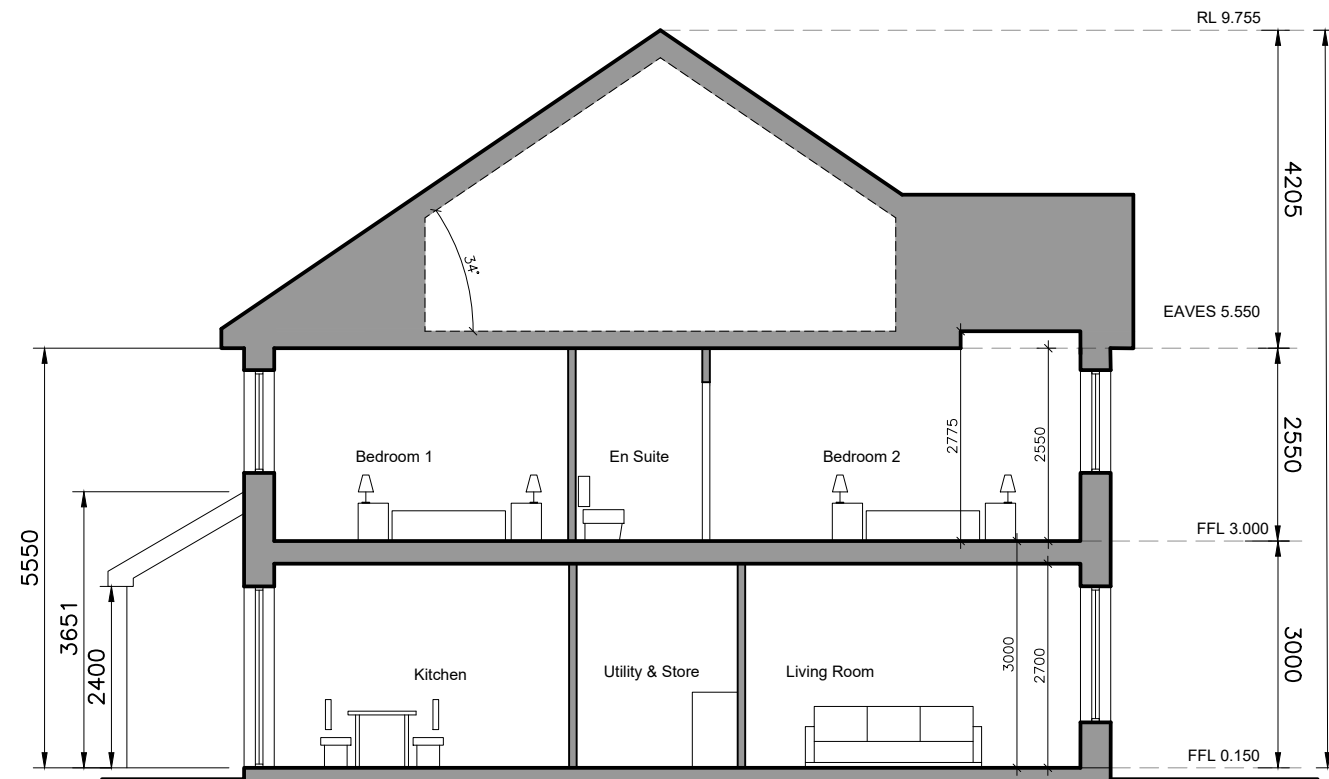
SIDE ELEVATION



FRONT ELEVATION



REAR ELEVATION



SECTION A-A

- © This drawing is copyright.
 1 Do not scale this drawing.
 2 Errors and omissions to be immediately notified to Architect.
 3 All dimensions to be checked on site.
 4 To be read with relevant Engineers drawings.

NORTH



Refer to Site layout Plan for specific orientation of House Types.

Notes:

- All dimensions in millimetres
- Orientation varies. See site layout plan.
- This Housetype may be handed. See site layout plan.
- For proposed finished floor levels please refer to proposed site layout drawing.

External Finishes:

Roof:
Slate or clay/concrete tiles with solar thermal or photovoltaic panels subject to orientation and detailed design

Walls:
Painted render finish and/or Selected facing brick

Windows:
uPVC framed

Gutters/downpipes:
uPVC or aluminium

Front Door:
Selected coloured composite or painted timber door with fanlight and/or sidelight and/or glazed light in leaf

revisions date inls

description

House Type DZ

Plans, Section & Elevations

Development at Oldtown, Swords, Co. Dublin PHASE 5

Gerard Gannon Properties

Planning SHD Stage 3

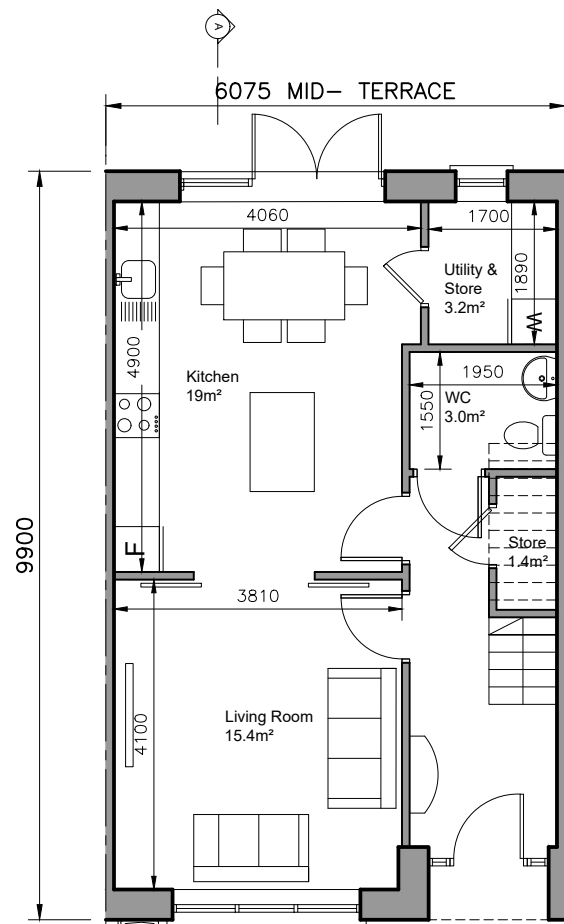
CONROY CROWE KELLY ARCHITECTS
65 MERRION SQUARE DUBLIN 2

PHONE 6613990/1 FAX 6765715
e-mail info@cck.ie

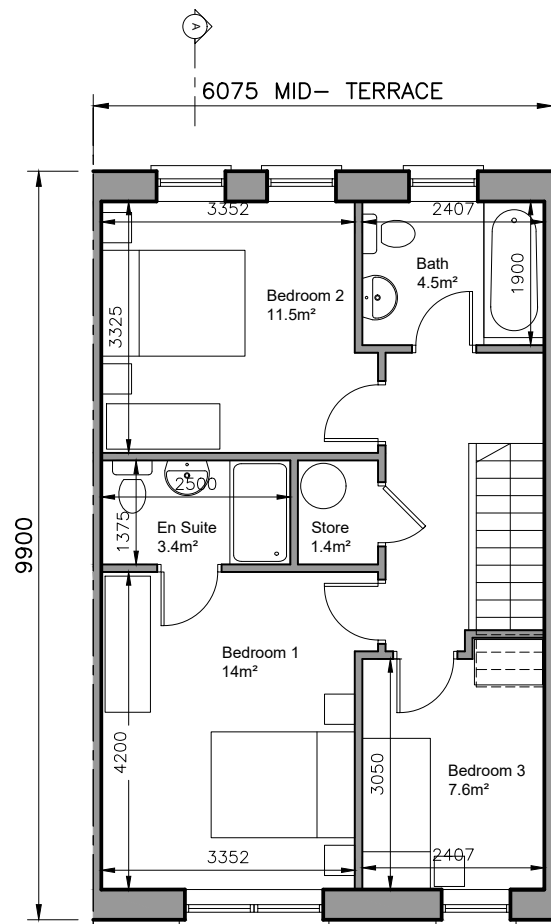
drawing no. 1736-SHD-H-126
date ref. 10/07/18 - Adam Ryan Planning SHD Stage 3

rev.

scale 1:100 A3
date MAR '22
drawn AOL
checked PG

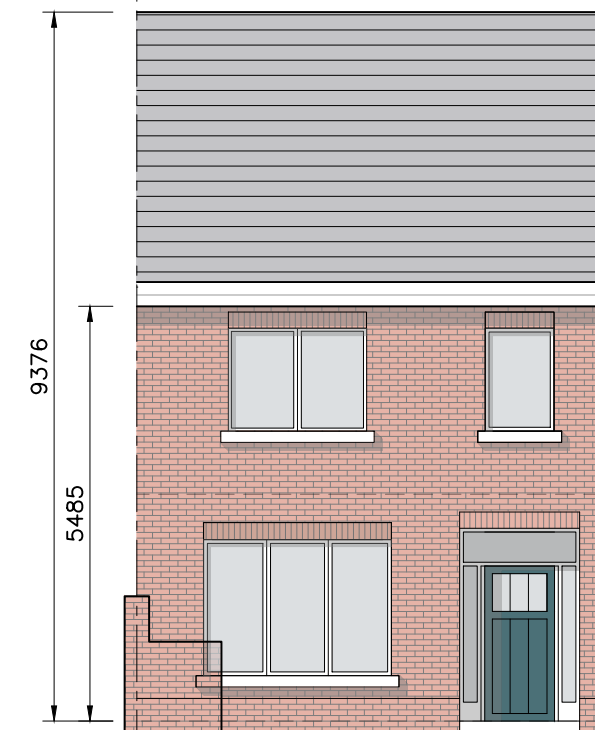


GROUND FLOOR
Area 52 sq.m.
TOTAL FLOOR AREA
Area 105 sq.m.

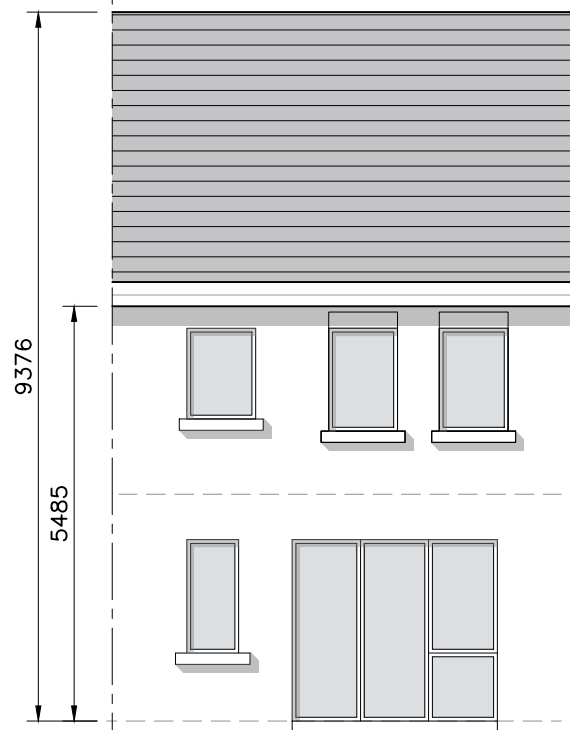


FIRST FLOOR PLAN
Area 53 sq.m.

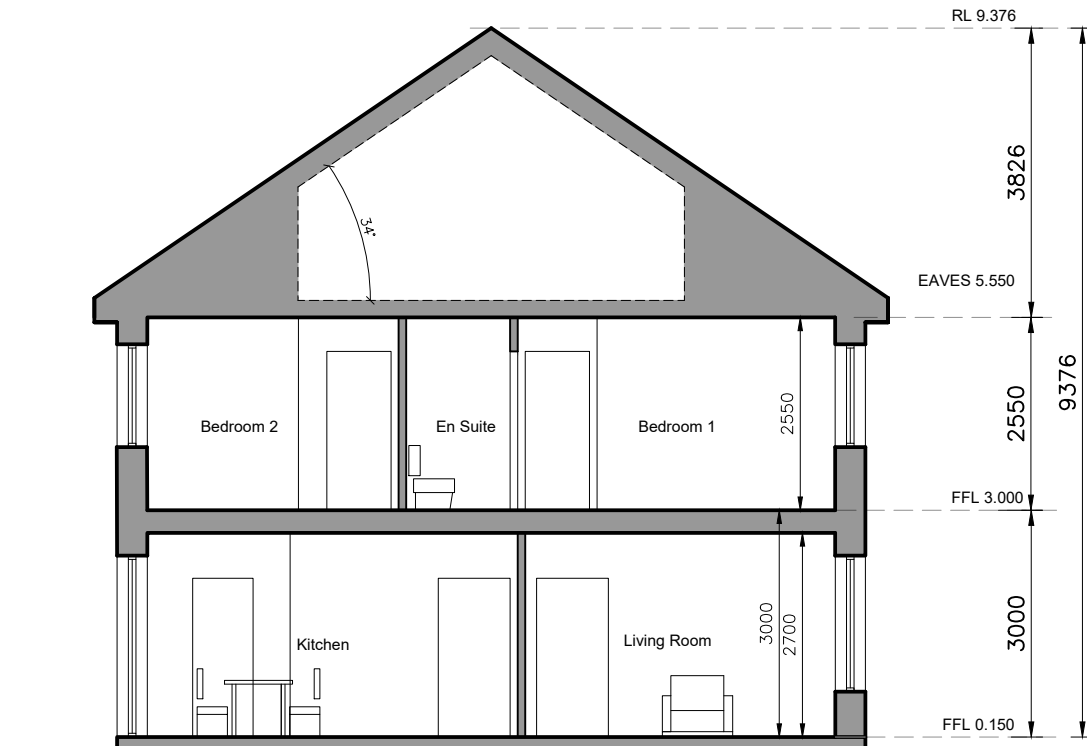
3-bed/5 person, 2 storey:		FCC Min.
Agg. Living	34.4	34
Agg. Bedrooms	33.1	32
Storage	6	5



FRONT ELEVATION



REAR ELEVATION



SECTION A-A

- © This drawing is copyright.
- 1 Do not scale this drawing.
- 2 Errors and omissions to be immediately notified to Architect.
- 3 All dimensions to be checked on site.
- 4 To be read with relevant Engineers drawings.

NORTH



Refer to Site layout Plan for specific orientation of House Types.

Notes:

1. All dimensions in millimetres
2. Orientation varies. See site layout plan.
3. This Housetype may be handed. See site layout plan.
4. For proposed finished floor levels please refer to proposed site layout drawing.

External Finishes:

Roof:
Slate or clay/concrete tiles with solar thermal or photovoltaic panels subject to orientation and detailed design

Walls:
Painted render finish and/or Selected facing brick

Windows:
uPVC framed

Gutters/downpipes:
uPVC or aluminium

Front Door:
Selected coloured composite or painted timber door with fanlight and/or sidelight and/or glazed light in leaf

revisions date inls

description

House Type EZ

Plans, Section & Elevations

job
Development at Oldtown, Swords, Co. Dublin PHASE 5

client
Gerard Gannon Properties

issue
Planning SHD Stage 3

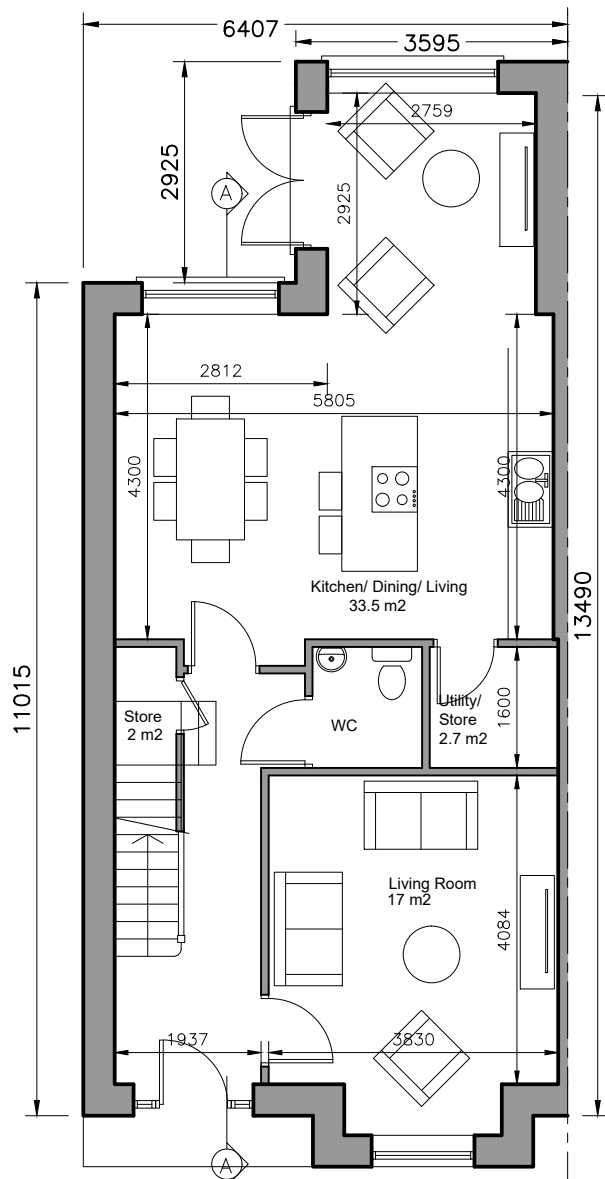
CONROY CROWE KELLY ARCHITECTS
65 MERRION SQUARE DUBLIN 2

PHONE 6613990/1 FAX 6765715
e-mail info@cck.ie

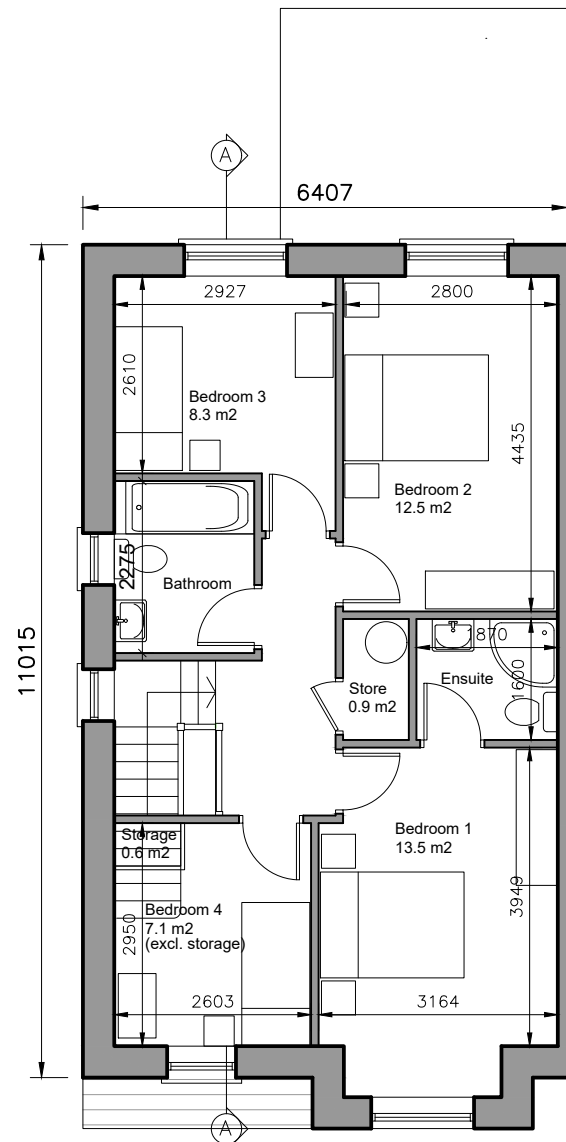
drawing no.
1736-SHD-H-127

rev.

scale
1:100 A3
date
MAR '22
drawn
AOL
checked
PG

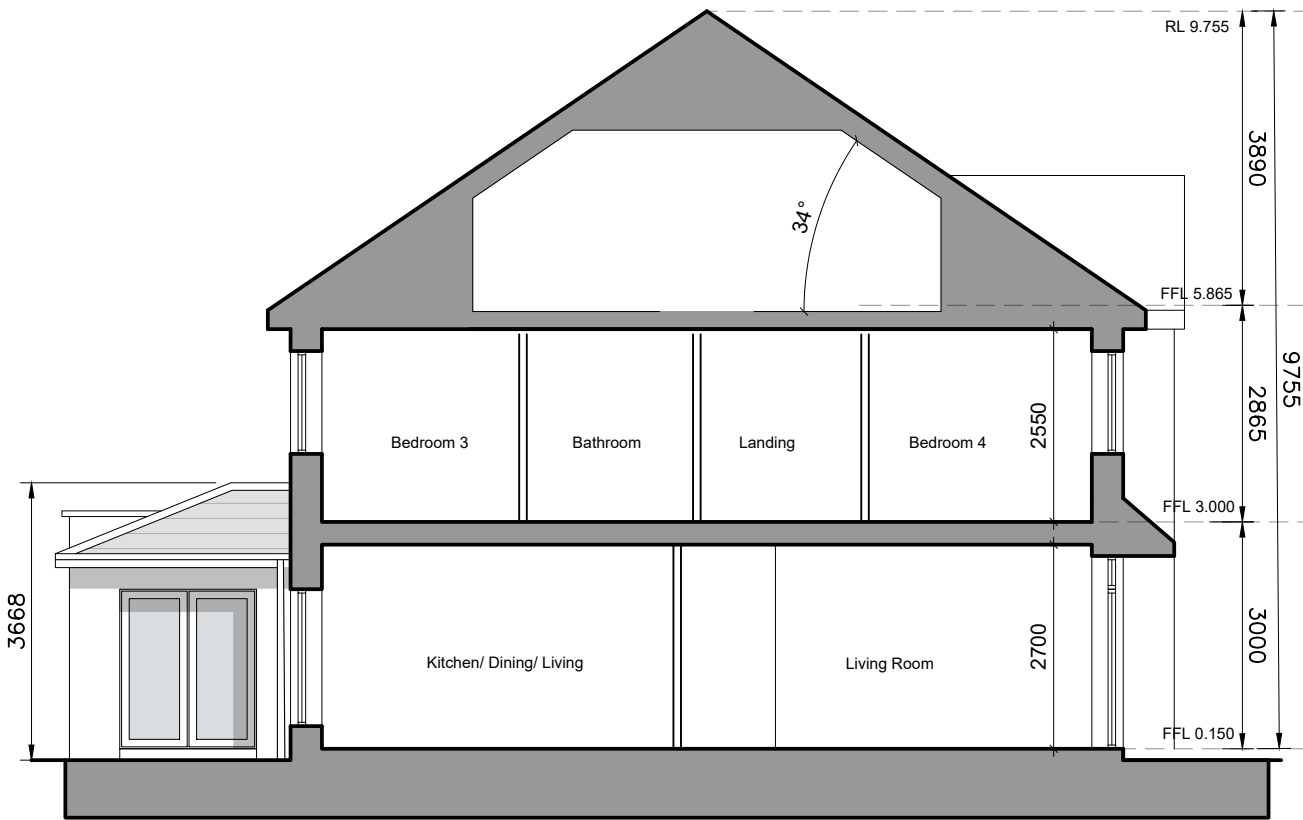


GROUND FLOOR
 Area 69 sq.m.
TOTAL FLOOR AREA
 Area 130 sq.m.



FIRST FLOOR PLAN
 Area 61 sq.m.

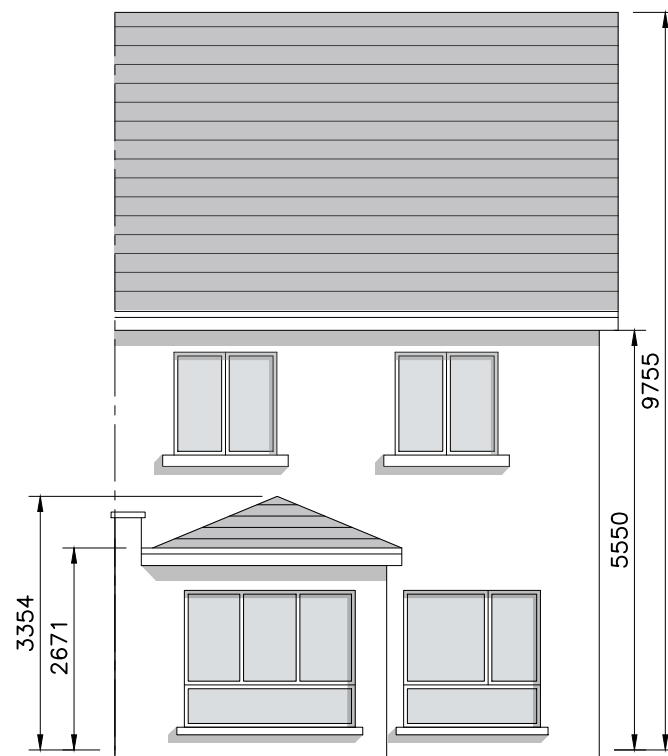
4-bed/6 person, 2 storey:	FCC Min.
Agg. Living	50.5 37
Agg. Bedrooms	41.4 36
Storage	6.2 6



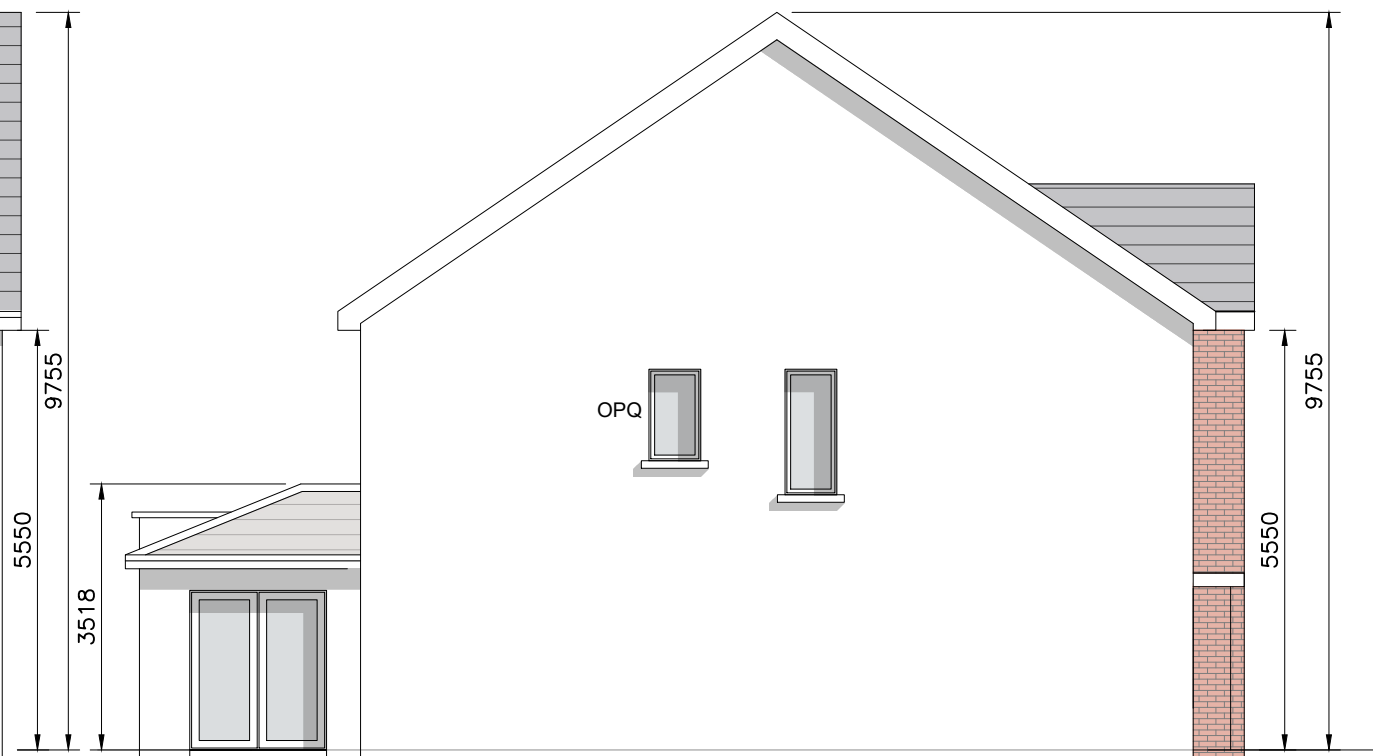
SECTION A-A



FRONT ELEVATION



REAR ELEVATION



GABLE ELEVATION

- © This drawing is copyright.
- 1 Do not scale this drawing.
- 2 Errors and omissions to be immediately notified to Architect.
- 3 All dimensions to be checked on site.
- 4 To be read with relevant Engineers drawings.

NORTH



Refer to Site layout Plan for specific orientation of House Types.

- Notes:
1. All dimensions in millimetres
 2. Orientation varies. See site layout plan.
 3. This Housetype may be handed. See site layout plan.
 4. For proposed finished floor levels please refer to proposed site layout drawing.

External Finishes:

Roof:
 Slate or clay/concrete tiles with solar thermal or photovoltaic panels subject to orientation and detailed design

Walls:
 Painted render finish and/or Selected facing brick

Windows:
 uPVC framed

Gutters/downpipes:
 uPVC or aluminium

Front Door:
 Selected coloured composite or painted timber door with fanlight and/or sidelight and/or glazed light in leaf

Front Door Canopy:
 Pressed or standing seam metal on Timber framing

revisions date ins

description

House Type TZ

Plans, Section & Elevations

job
 Development at Oldtown, Swords, Co. Dublin PHASE 5

client
 Gerard Gannon Properties

issue
 Planning SHD Stage 3

CONROY CROWE KELLY ARCHITECTS
 65 MERRION SQUARE DUBLIN 2

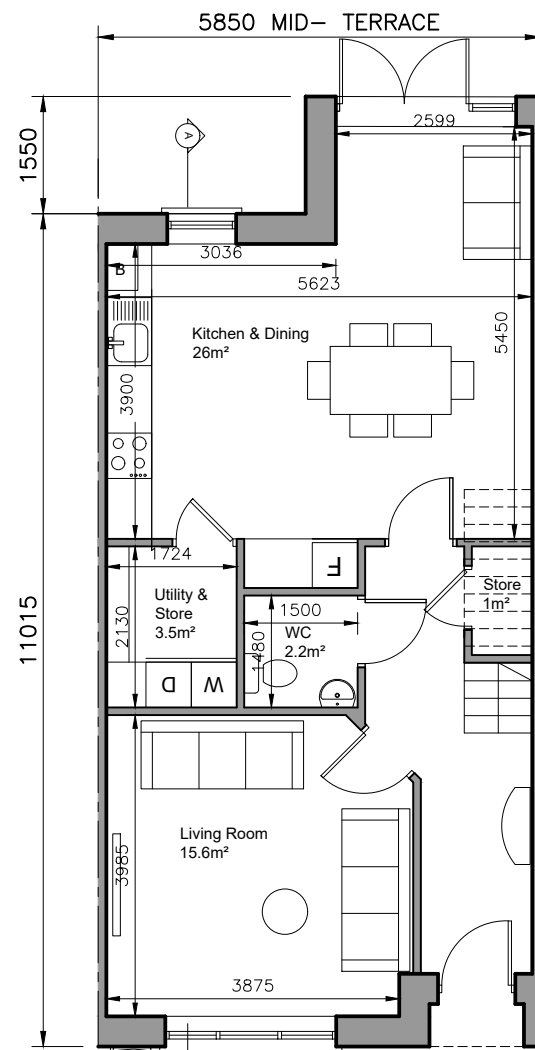
PHONE 6613990/1 FAX 6765715
 e-mail info@ck.ie

drawn no.

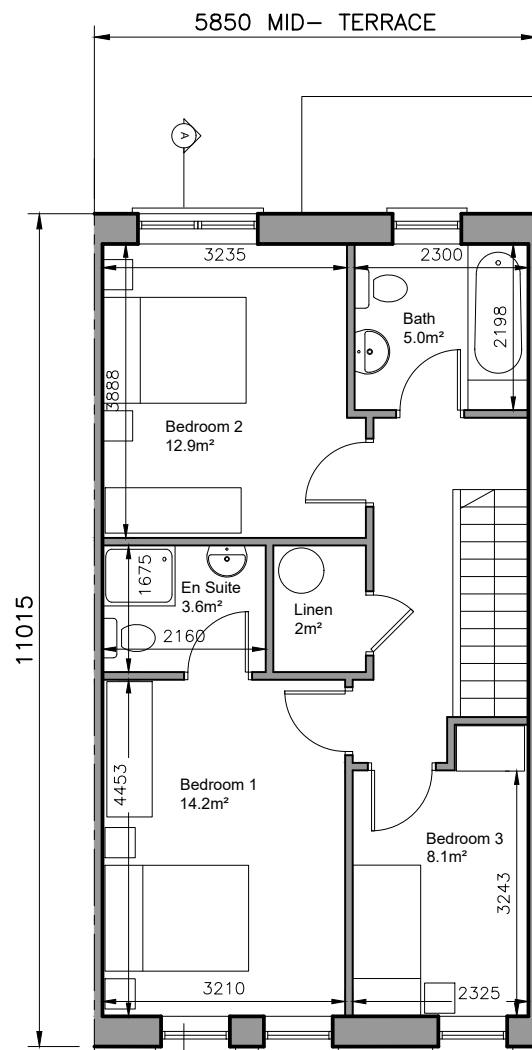
1736-SHD-H-128

rev.

scale
 1:100 A3
 date
 MAR '22
 drawn
 AOL
 checked
 PG

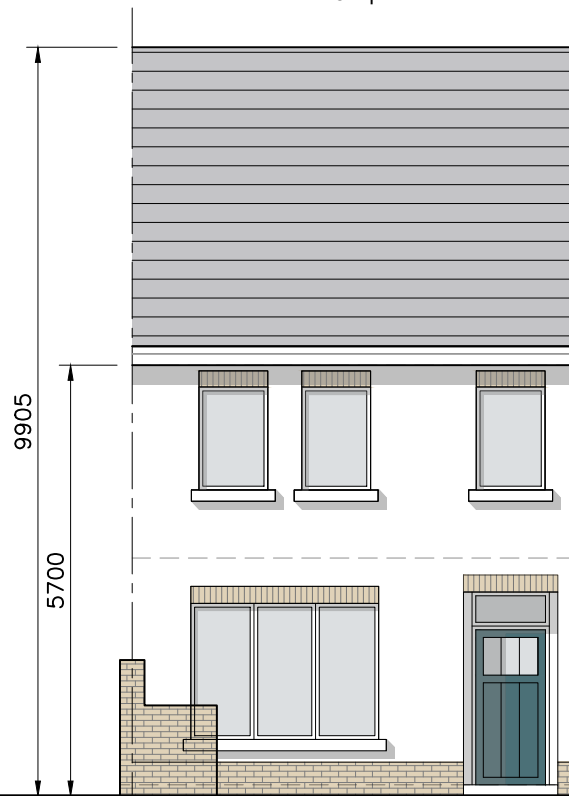


GROUND FLOOR
Area 61 sq.m.
TOTAL FLOOR AREA
Area 118 sq.m.

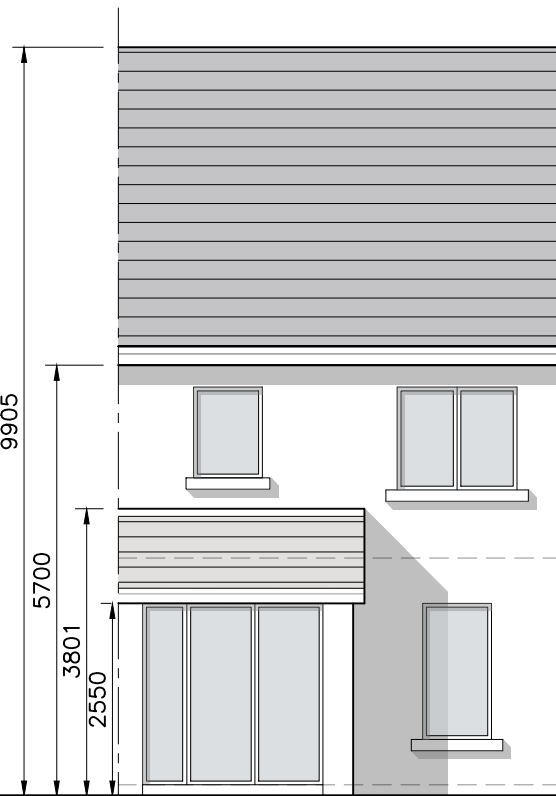


FIRST FLOOR PLAN
Area 57 sq.m.

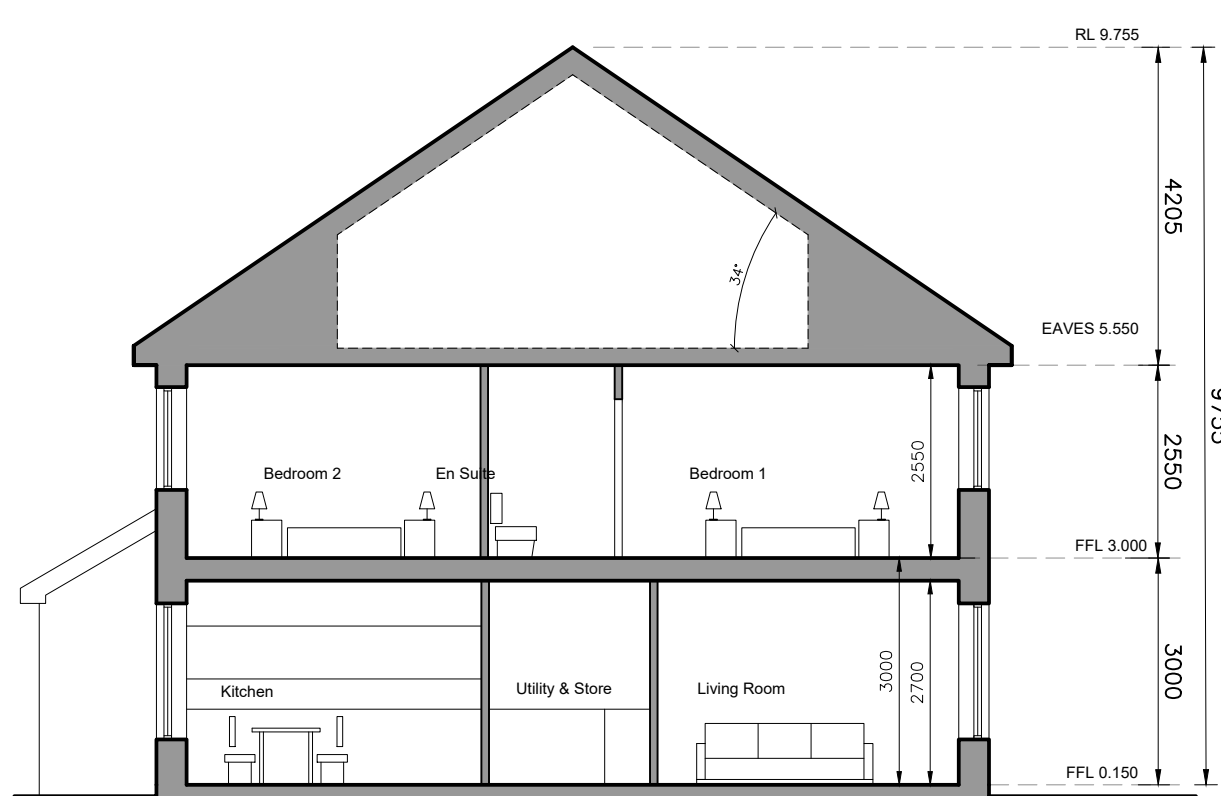
3-bed/5 person, 2 storey:		FCC Min.
Agg. Living	41.6	34
Agg. Bedrooms	35.2	32
Storage	6.5	5



FRONT ELEVATION



REAR ELEVATION



SECTION A-A

- © This drawing is copyright.
- 1 Do not scale this drawing.
- 2 Errors and omissions to be immediately notified to Architect.
- 3 All dimensions to be checked on site.
- 4 To be read with relevant Engineers drawings.

NORTH



Refer to Site layout Plan for specific orientation of House Types.

- Notes:**
1. All dimensions in millimetres
 2. Orientation varies. See site layout plan.
 3. This Housetype may be handed. See site layout plan.
 4. For proposed finished floor levels please refer to proposed site layout drawing.

External Finishes:

Roof:
State or clay/concrete tiles with solar thermal or photovoltaic panels subject to orientation and detailed design

Walls:
Painted render finish and/or Selected facing brick

Windows:
uPVC framed

Gutters/downpipes:
uPVC or aluminium

Front Door:
Selected coloured composite or painted timber door with fanlight and/or sidelight and/or glazed light in leaf

revisions description date inls

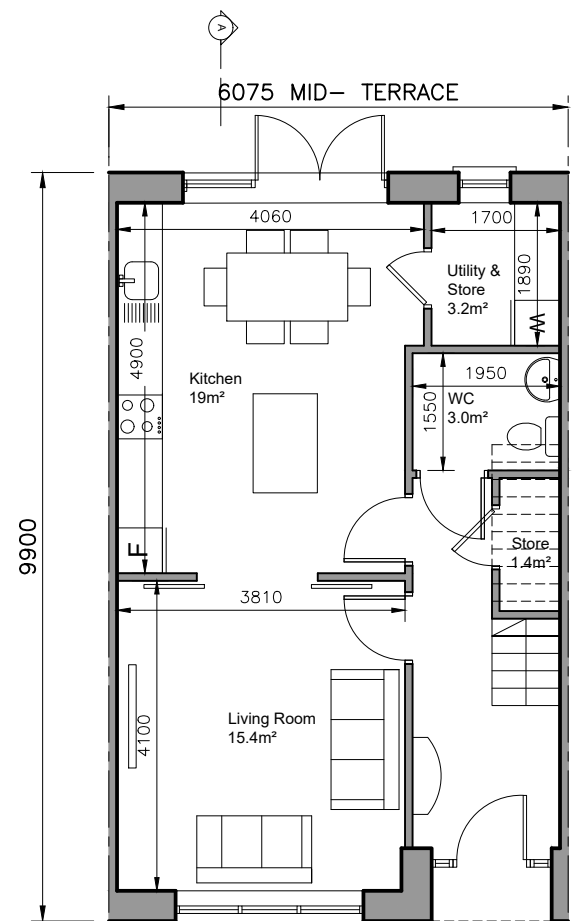
description	drawing no.
House Type BX	1736-SHD-H-129
Plans, Section & Elevations	rev.

job	scale
Development at Oldtown, Swords, Co. Dublin PHASE 5	1:100 A3
client	date
Gerard Gannon Properties	MAR '22
issue	drawn
Planning SHD Stage 3	AOL
	checked
	PG

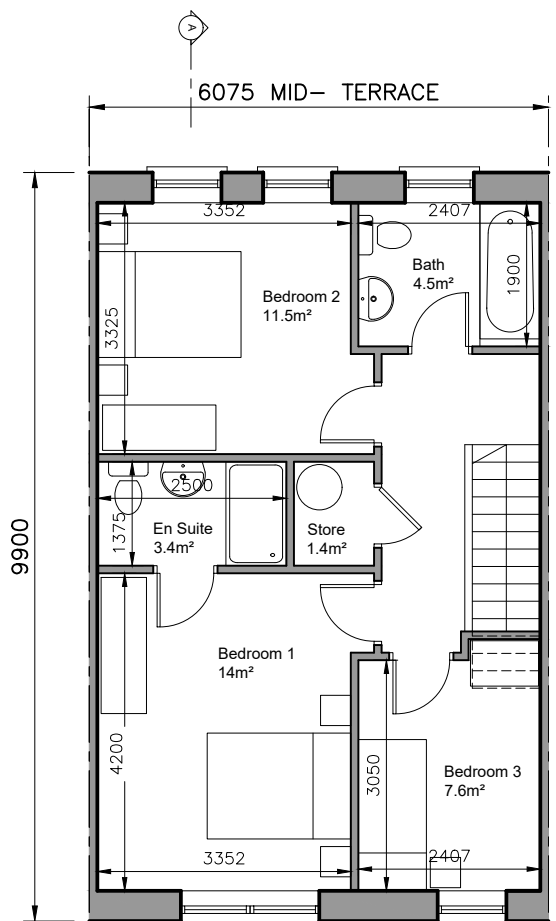
client
Gerard Gannon Properties

issue
Planning SHD Stage 3

CONROY CROWE KELLY ARCHITECTS
65 MERRION SQUARE DUBLIN 2
PHONE 6613990/1 FAX 6765715
e-mail info@cck.ie

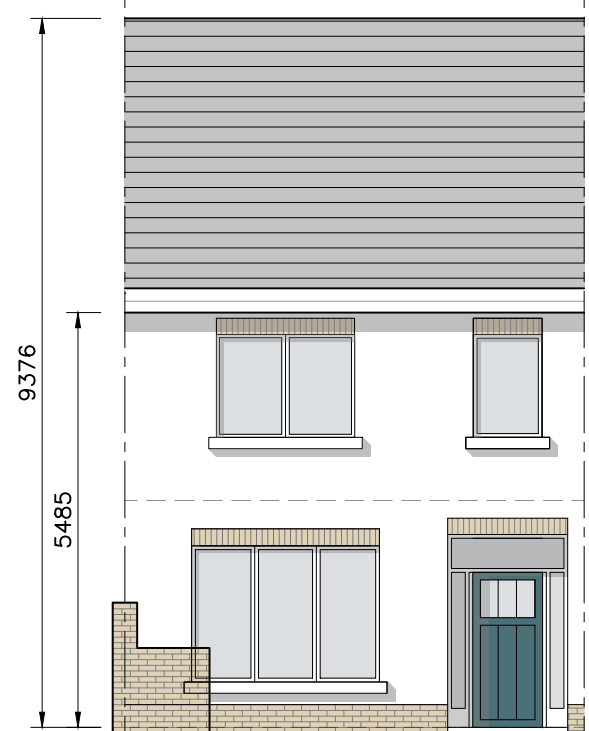


GROUND FLOOR
Area 52 sq.m.
TOTAL FLOOR AREA
Area 105 sq.m.

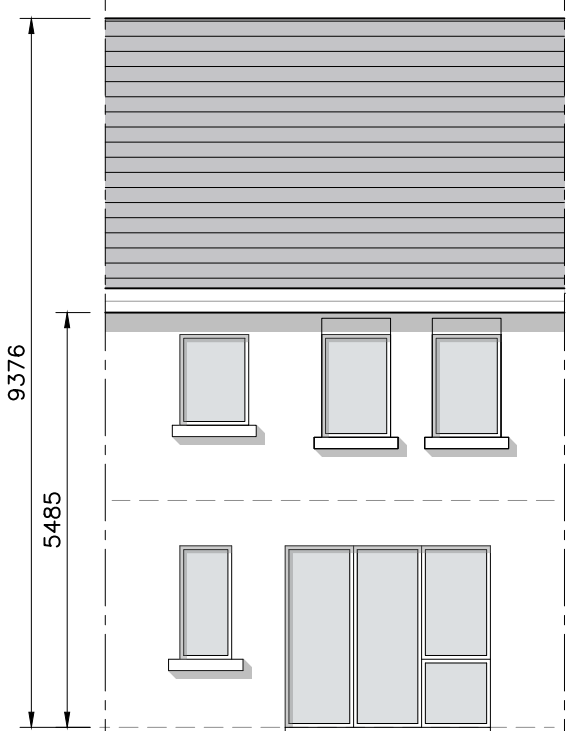


FIRST FLOOR PLAN
Area 53 sq.m.

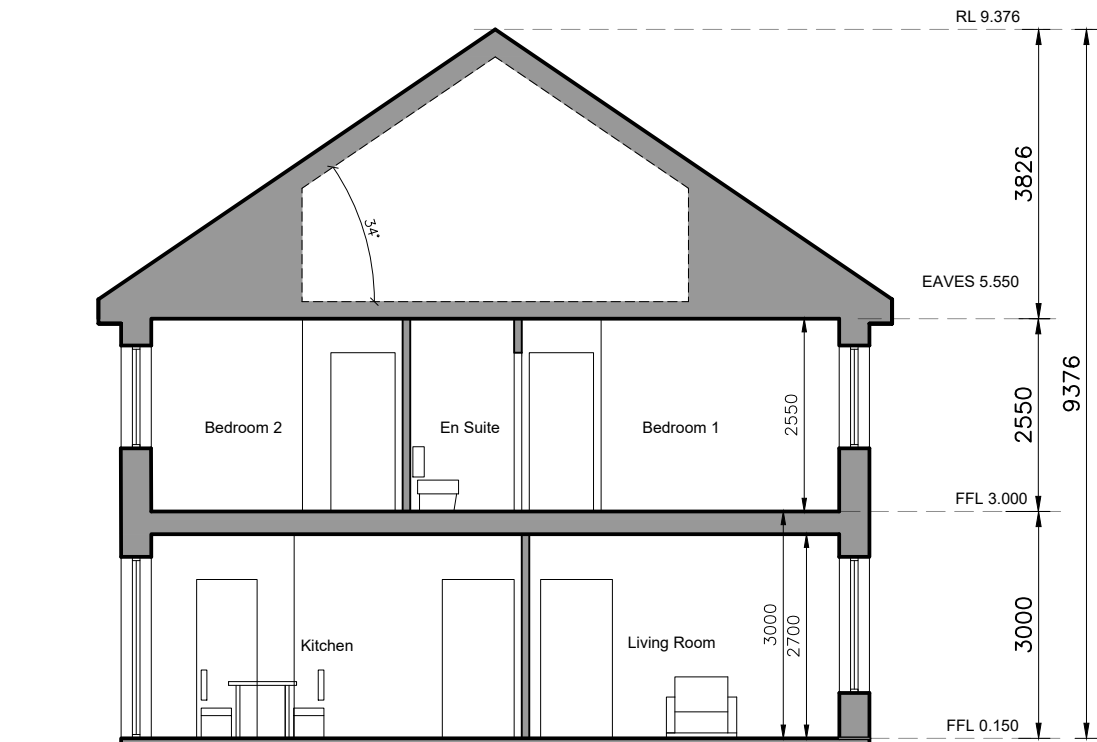
3-bed/5 person, 2 storey:		FCC Min.
Agg. Living	34.4	34
Agg. Bedrooms	33.1	32
Storage	6	5



FRONT ELEVATION



REAR ELEVATION



SECTION A-A

- © This drawing is copyright.
- Do not scale this drawing.
 - Errors and omissions to be immediately notified to Architect.
 - All dimensions to be checked on site.
 - To be read with relevant Engineers drawings.



Refer to Site layout Plan for specific orientation of House Types.

Notes:

- All dimensions in millimetres
- Orientation varies. See site layout plan.
- This Housetype may be handed. See site layout plan.
- For proposed finished floor levels please refer to proposed site layout drawing.

External Finishes:

Roof:
Slate or clay/concrete tiles with solar thermal or photovoltaic panels subject to orientation and detailed design

Walls:
Painted render finish and/or Selected facing brick

Windows:
uPVC framed

Gutters/downpipes:
uPVC or aluminium

Front Door:
Selected coloured composite or painted timber door with fanlight and/or sidelight and/or glazed light in leaf

revisions date inls

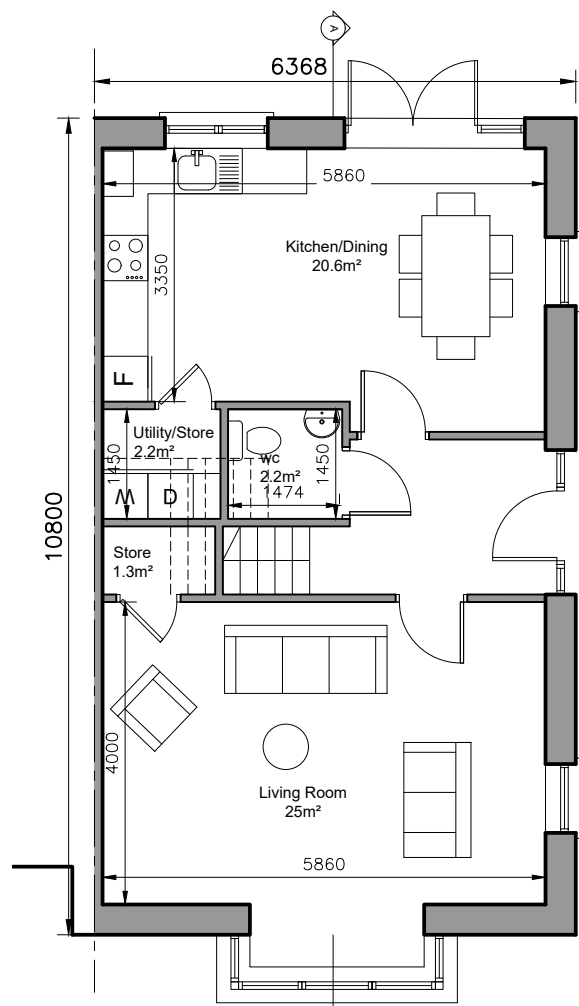
description	drawing no.
House Type EX	1736-SHD-H-130
Plans, Section & Elevations	

job	scale
Development at Oldtown, Swords, Co. Dublin PHASE 5	1:100 A3
	date MAR '22
	drawn AOL
	checked PG

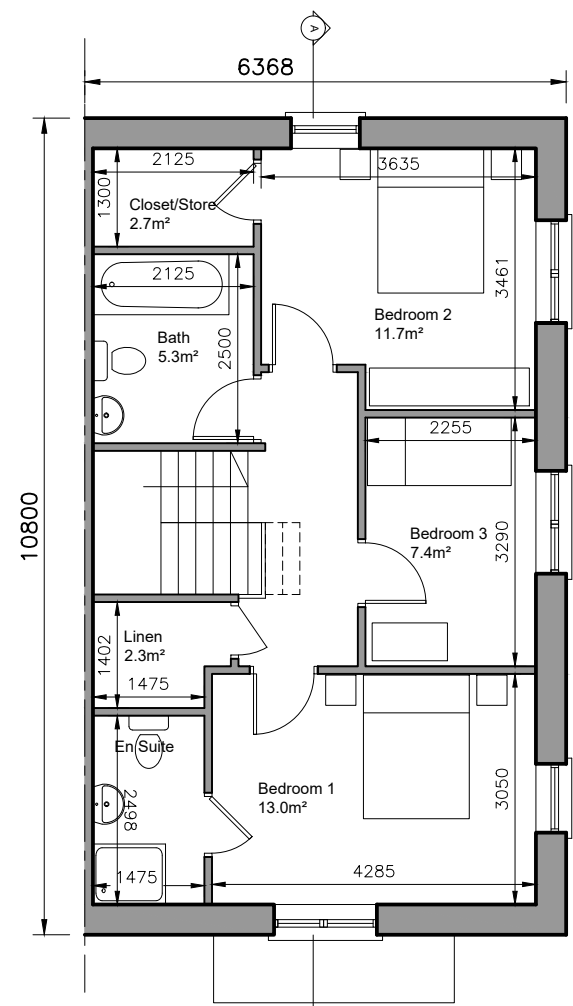
client
Gerard Gannon Properties

issue
Planning SHD Stage 3

CONROY CROWE KELLY ARCHITECTS
65 MERRION SQUARE
DUBLIN 2
PHONE 6613990/1 FAX 6765715
e-mail info@cck.ie

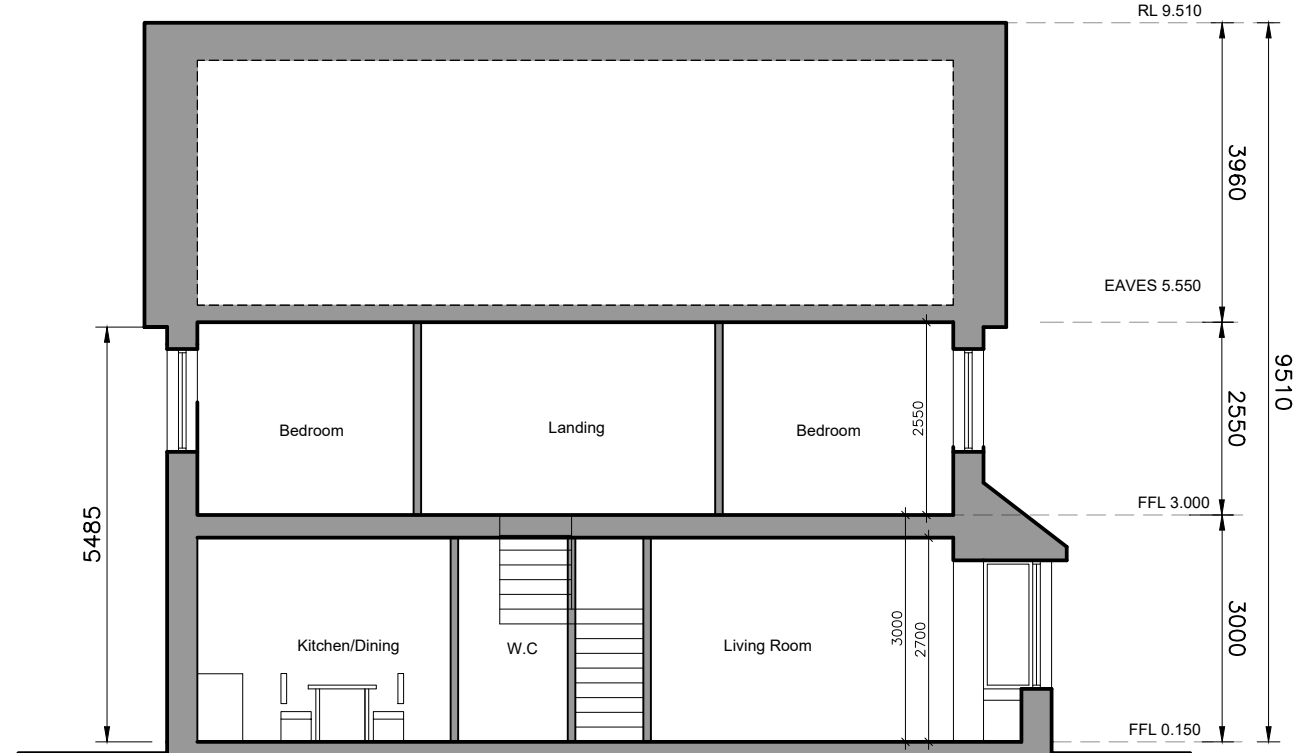


GROUND FLOOR
Area 60 sq.m.
TOTAL FLOOR AREA
Area 119 sq.m.

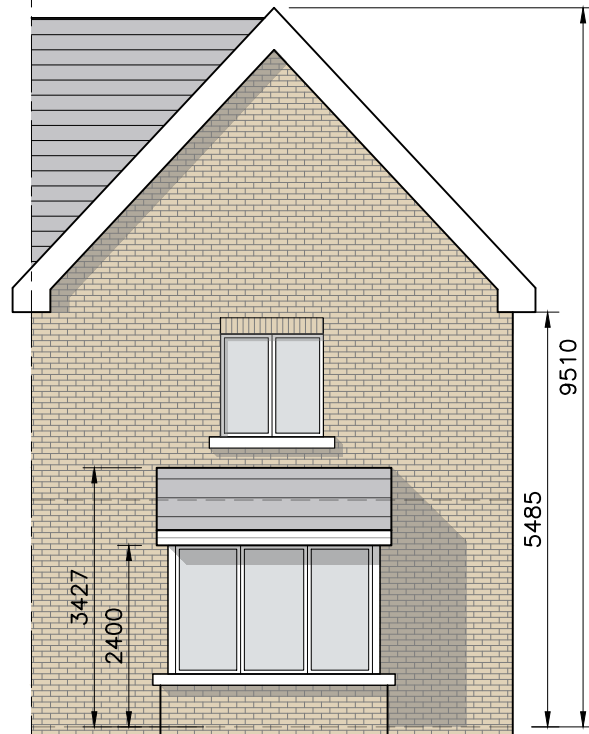


FIRST FLOOR PLAN
Area 59 sq.m.

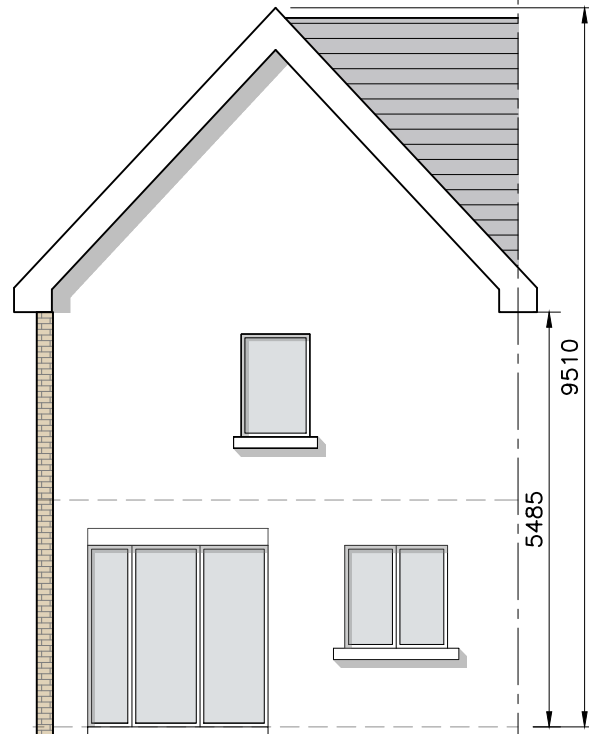
3-bed/5 person, 2 storey:		FCC Min.
Agg. Living	45.6	34
Agg. Bedrooms	32.1	32
Storage	8.5	5



SECTION A-A



GABLE ELEVATION



REAR ELEVATION



FRONT ELEVATION

© This drawing is copyright.
 1 Do not scale this drawing.
 2 Errors and omissions to be immediately notified to Architect.
 3 All dimensions to be checked on site.
 4 To be read with relevant Engineers drawings.

N O R T H

Refer to Site layout Plan for specific orientation of House Types.

Notes:

- All dimensions in millimetres
- Orientation varies. See site layout plan.
- This Housetype may be handed. See site layout plan.
- For proposed finished floor levels please refer to proposed site layout drawing.

External Finishes:

Roof:
Slate or clay/concrete tiles with solar thermal or photovoltaic panels subject to orientation and detailed design

Walls:
Painted render finish and/or Selected facing brick

Windows:
uPVC framed

Gutters/downpipes:
uPVC or aluminium

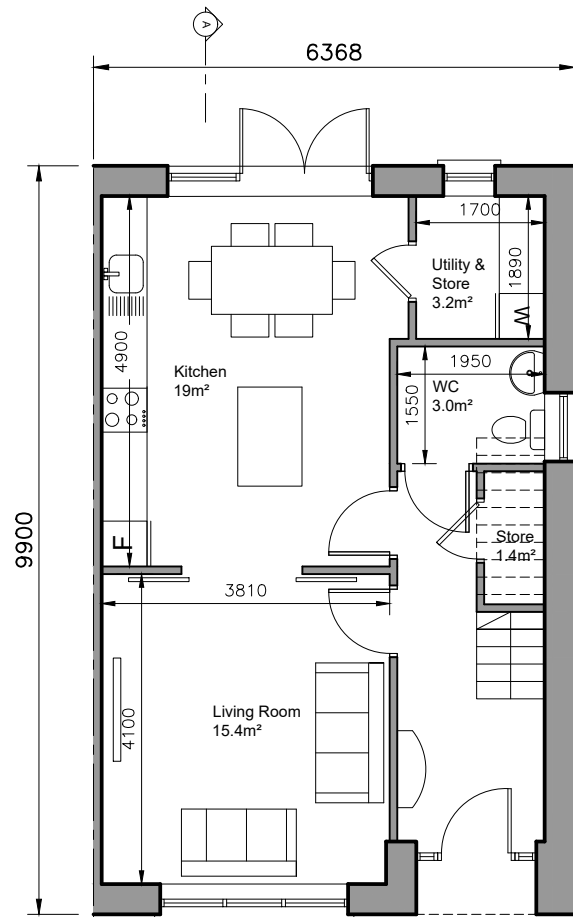
Front Door:
Selected coloured composite or painted timber door with fanlight and/or sidelight and/or glazed light in leaf

Front Door Canopy:
Pressed or standing seam metal on Timber framing

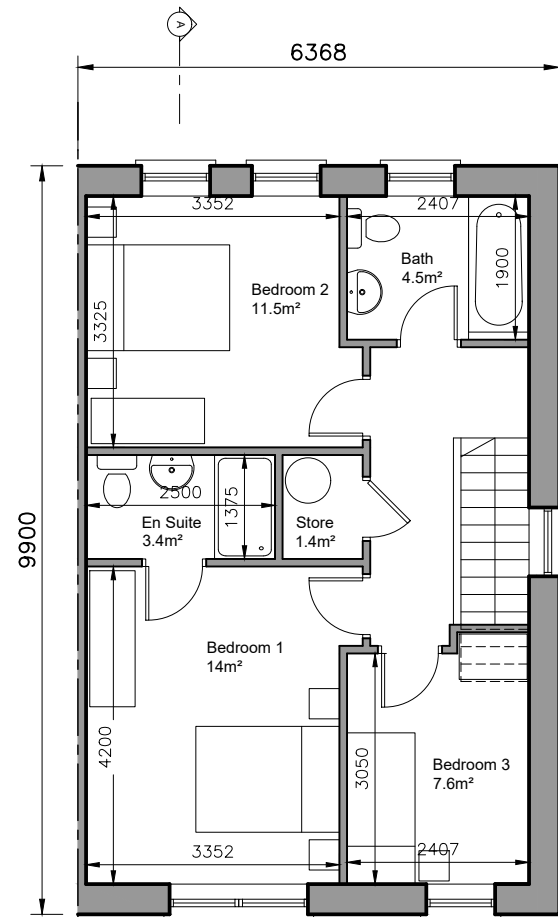
revisions	description	date	ins

drawing no.	1736-SHD-H-131
job	Development at Oldtown, Swords, Co. Dublin PHASE 5
client	Gerard Gannon Properties
issue	Planning SHD Stage 3
scale	1:100 A3
date	MAR '22
drawn	AOL
checked	PG

CONROY CROWE KELLY ARCHITECTS
 65 MERRION SQUARE
 DUBLIN 2
 PHONE 6613990/1 FAX 6765715
 e-mail info@cck.ie

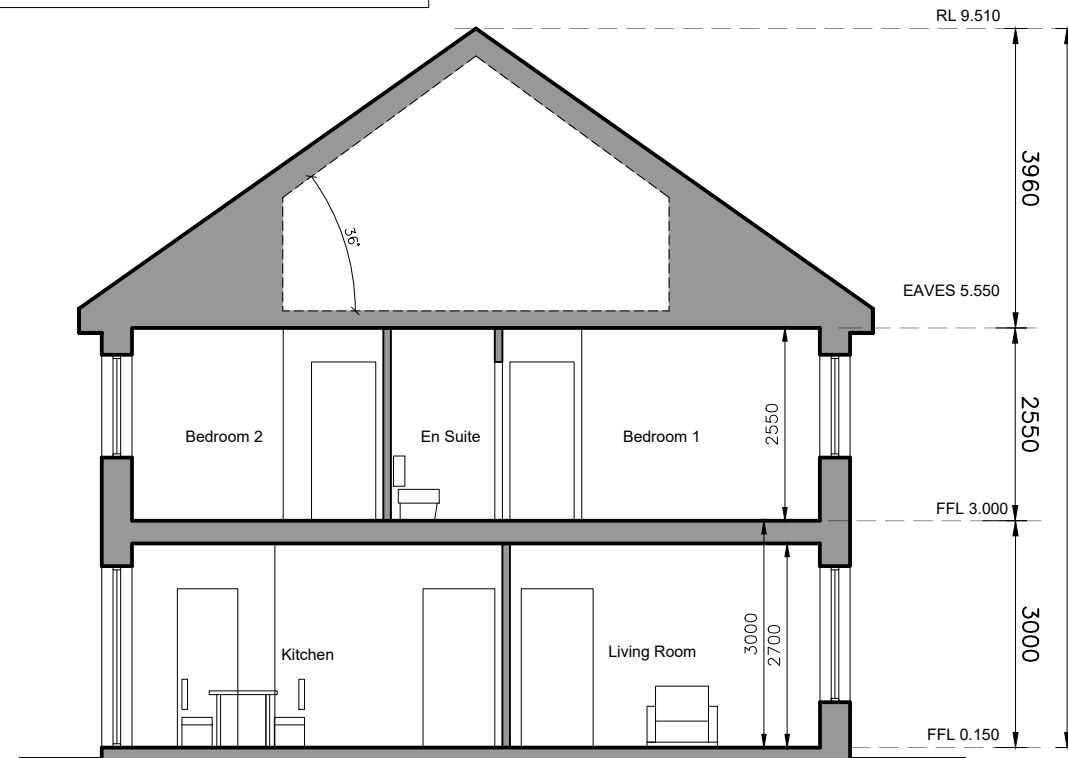


GROUND FLOOR
Area 52 sq.m.
TOTAL FLOOR AREA
Area 105 sq.m.



FIRST FLOOR PLAN
Area 53 sq.m.

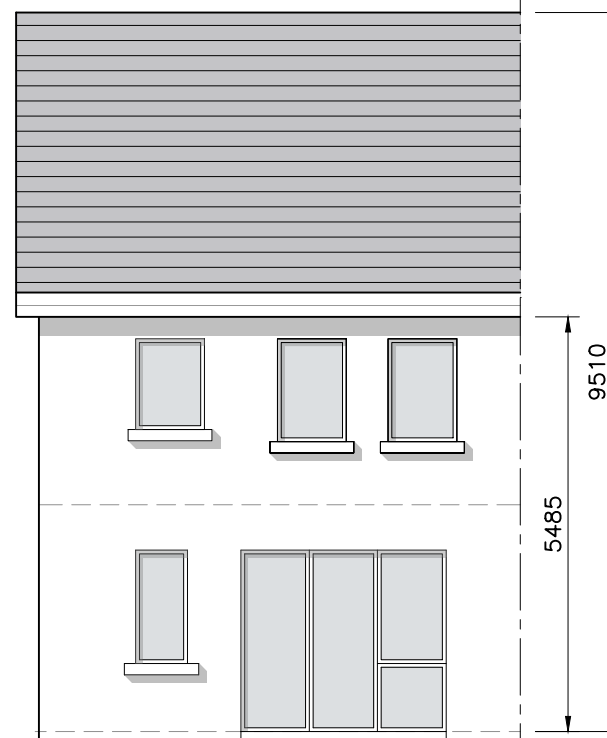
3-bed/5 person, 2 storey:		
Agg. Living	34.4	34
Agg. Bedrooms	33.1	32
Storage	6	5
		FCC Min.



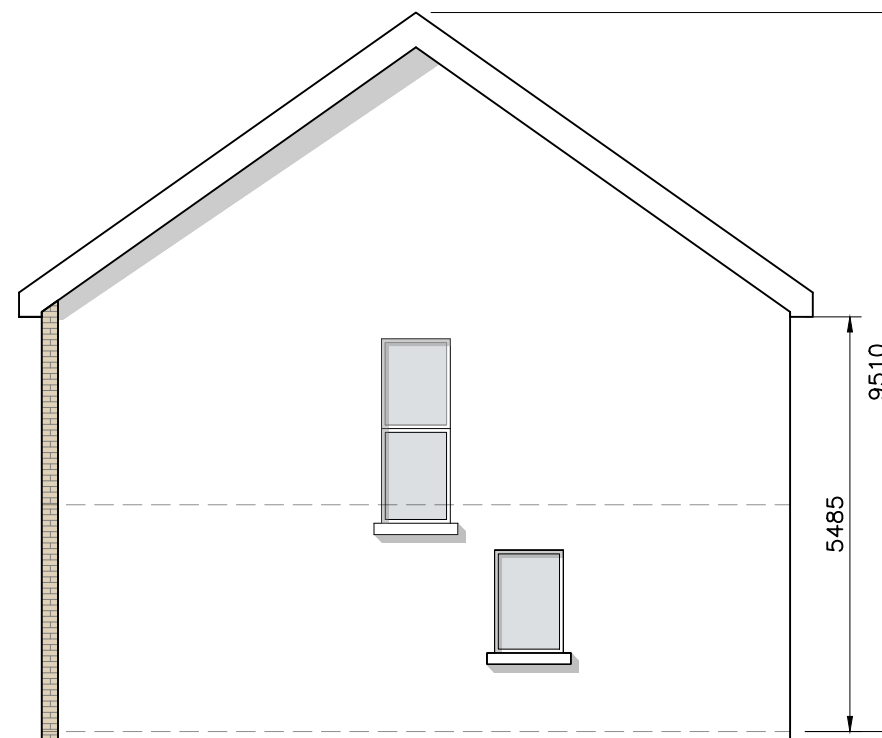
SECTION A-A



GABLE ELEVATION



REAR ELEVATION



GABLE ELEVATION

Where Semi-Detached occurs
- Includes windows to WC & Stairs

- © This drawing is copyright.
- 1 Do not scale this drawing.
- 2 Errors and omissions to be immediately notified to Architect.
- 3 All dimensions to be checked on site.
- 4 To be read with relevant Engineers drawings.



Refer to Site layout Plan for specific orientation of House Types.

Notes:

1. All dimensions in millimetres
2. Orientation varies. See site layout plan.
3. This Housetype may be handed. See site layout plan.
4. For proposed finished floor levels please refer to proposed site layout drawing.

External Finishes:

Roof:
Slate or clay/concrete tiles with solar thermal or photovoltaic panels subject to orientation and detailed design

Walls:
Painted render finish and/or Selected facing brick

Windows:
uPVC framed

Gutters/downpipes:
uPVC or aluminium

Front Door:
Selected coloured composite or painted timber door with fanlight and/or sidelight and/or glazed light in leaf

revisions date inls

description

House Type GX

Plans, Section & Elevations

job
Development at
Oldtown, Swords,
Co. Dublin
PHASE 5

client
Gerard Gannon Properties

issue
Planning SHD Stage 3

CONROY CROWE KELLY ARCHITECTS
65 MERRION SQUARE
DUBLIN 2

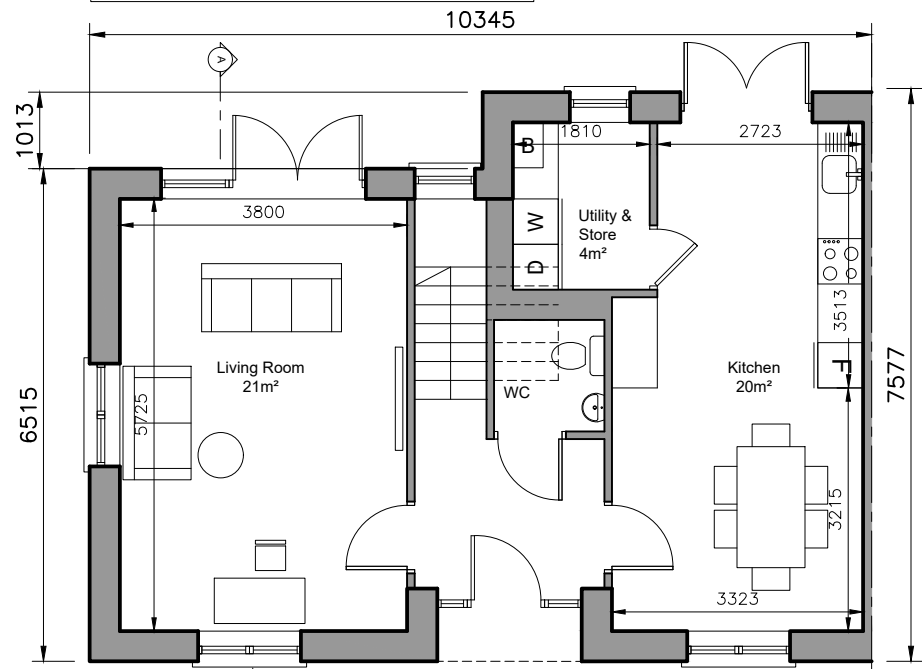
PHONE 6613990/1 FAX 6765715
e-mail info@cck.ie

drawing no.
1736-SHD-H-132

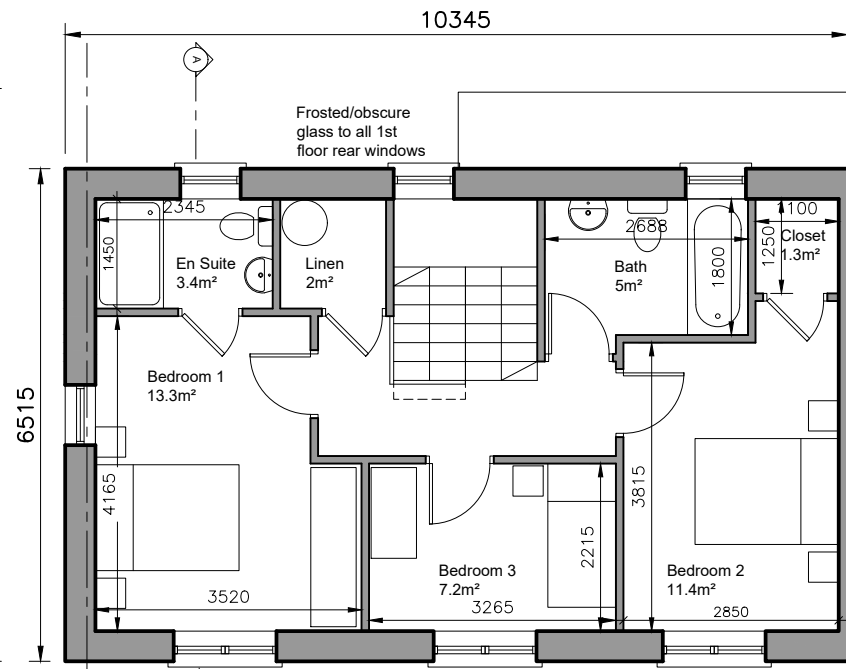
rev.

scale
1:100 A3
date
MAR '22
drawn
AOL
checked
PG

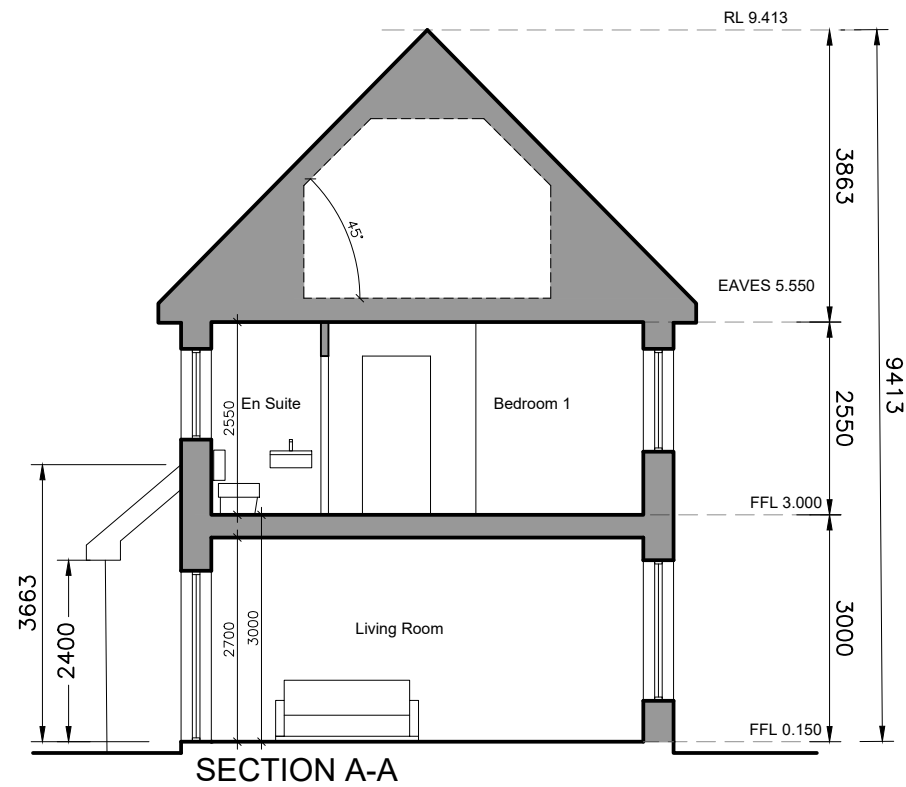
3-bed/5 person, 2 storey:		FCC Min.
Agg. Living	41	34
Agg. Bedrooms	31.9	32
Storage	6	5



GROUND FLOOR
Area 59 sq.m.
TOTAL FLOOR AREA
Area 115 sq.m.



FIRST FLOOR PLAN
Area 56 sq.m.



SECTION A-A



FRONT ELEVATION



REAR ELEVATION



GABLE ELEVATION
Where End-of-Terrace occurs

- © This drawing is copyright.
- 1 Do not scale this drawing.
- 2 Errors and omissions to be immediately notified to Architect.
- 3 All dimensions to be checked on site.
- 4 To be read with relevant Engineers drawings.



Refer to Site layout Plan for specific orientation of House Types.

- Notes:**
1. All dimensions in millimetres
 2. Orientation varies. See site layout plan.
 3. This Housetype may be handed. See site layout plan.
 4. For proposed finished floor levels please refer to proposed site layout drawing.

External Finishes:

Roof:
Slate or clay/concrete tiles with solar thermal or photovoltaic panels subject to orientation and detailed design

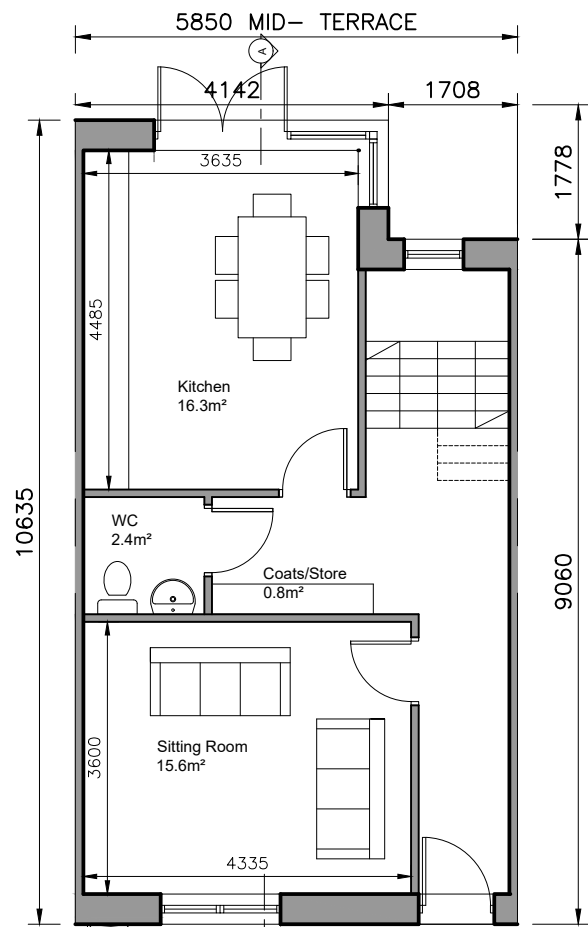
Walls:
Painted render finish and/or Selected facing brick

Windows:
uPVC framed

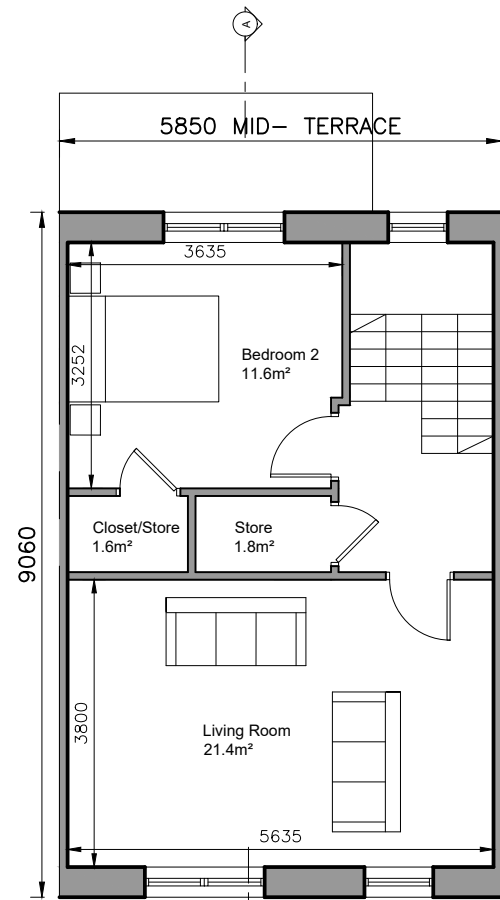
Gutters/downpipes:
uPVC or aluminium

Front Door:
Selected coloured composite or painted timber door with fanlight and/or sidelight and/or glazed light in leaf

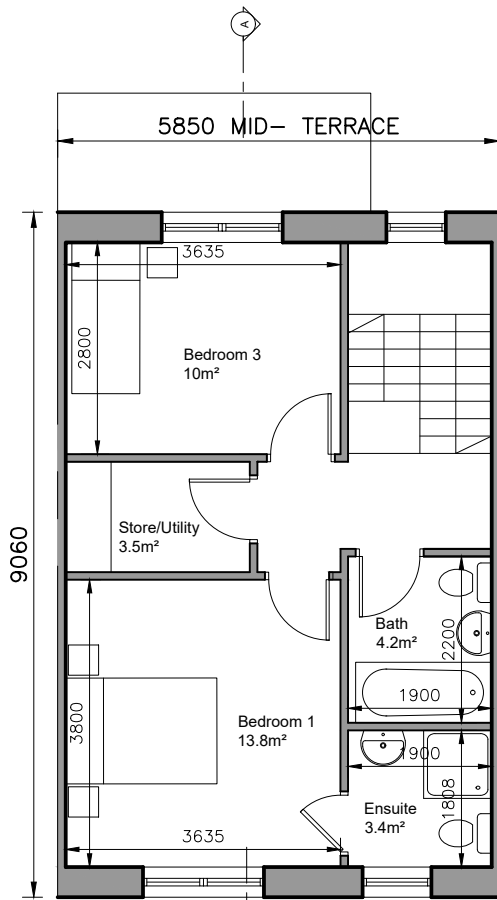
revisions	date	inls
description		
House Type KX		
Plans, Section & Elevations		
job	Development at Oldtown, Swords, Co. Dublin PHASE 5	scale 1:100 A3
client	Gerard Gannon Properties	date MAR '22
issue	Planning SHD Stage 3	drawn AOL
		checked PG
CONROY CROWE KELLY ARCHITECTS 65 MERRION SQUARE DUBLIN 2 PHONE 6613990/1 FAX 6765715 e-mail info@cck.ie		



GROUND FLOOR
Area 52 sq.m.
TOTAL FLOOR AREA
Area 144 sq.m.

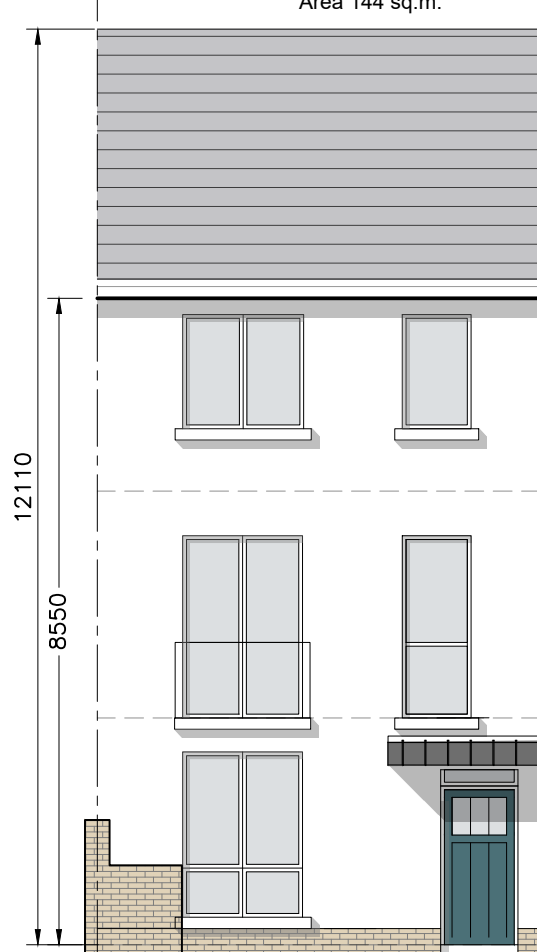


FIRST FLOOR PLAN
Area 46 sq.m.

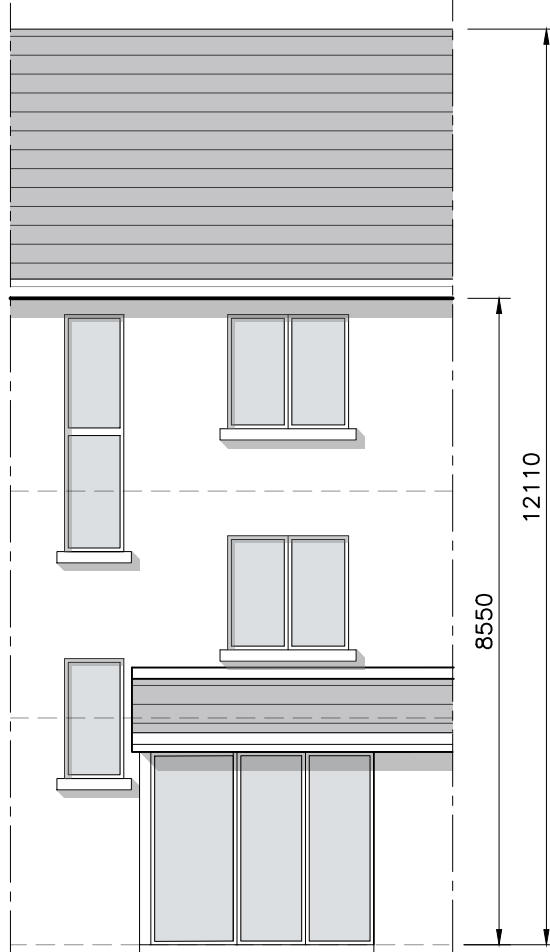


SECOND FLOOR PLAN
Area 46 sq.m.

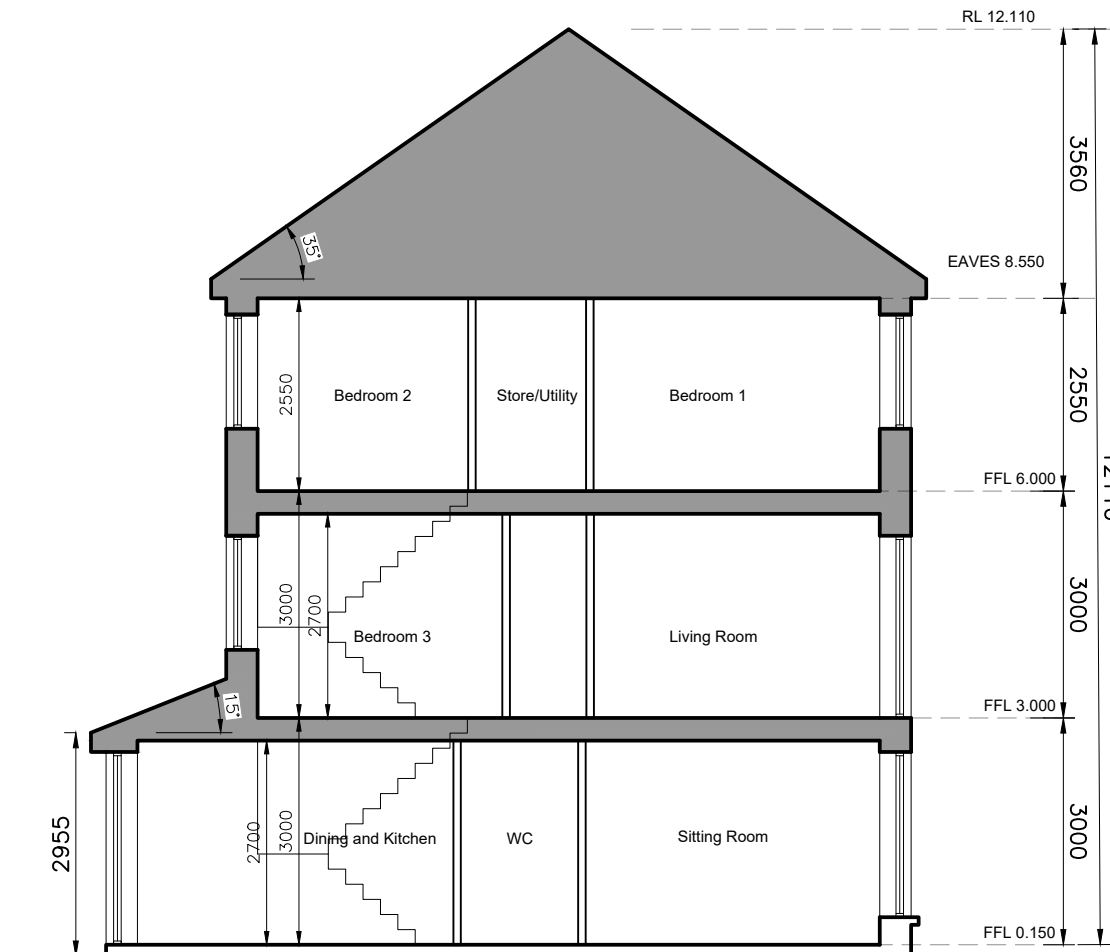
3-bed/5 person, 3 storey:		FCC Min.
Agg. Living	53.3	34
Agg. Bedrooms	35.4	32
Storage	7.7	5



FRONT ELEVATION



REAR ELEVATION



SECTION A-A

- © This drawing is copyright.
 1 Do not scale this drawing.
 2 Errors and omissions to be immediately notified to Architect.
 3 All dimensions to be checked on site.
 4 To be read with relevant Engineers drawings.

NORTH



Refer to Site layout Plan for specific orientation of House Types.

Notes:

- All dimensions in millimetres
- Orientation varies. See site layout plan.
- This Housetype may be handed. See site layout plan.
- For proposed finished floor levels please refer to proposed site layout drawing.

External Finishes:

Roof:
Slate or clay/concrete tiles with solar thermal or photovoltaic panels subject to orientation and detailed design

Walls:
Painted render finish and/or Selected facing brick

Windows:
uPVC framed

Gutters/downpipes:
uPVC or aluminium

Front Door:
Selected coloured composite or painted timber door with fanlight and/or sidelight and/or glazed light in leaf

Front Door Canopy:
Pressed or standing seam metal on Timber framing

revisions date inls

description

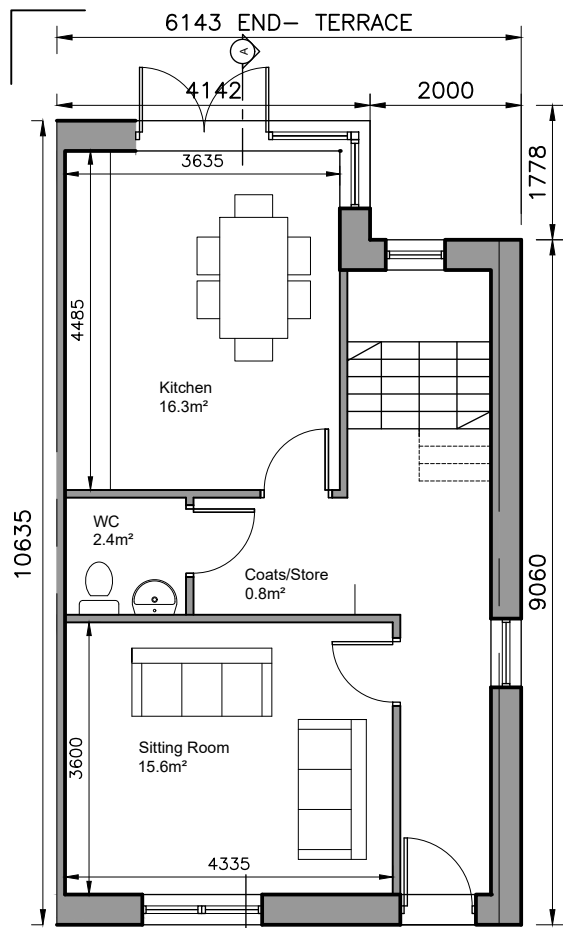
House Type NX	drawing no. 1736-SHD-H-134
Plans, Section & Elevations	rev.:

job	scale 1:100 A3
Development at Oldtown, Swords, Co. Dublin PHASE 5	date MAR '22
client	drawn AOL
Gerard Gannon Properties	checked PG

issue	Planning SHD Stage 3
-------	----------------------

CONROY CROWE KELLY ARCHITECTS
 65 MERRION SQUARE
 DUBLIN 2

PHONE 6613990/1 FAX 6765715
 e-mail info@cck.ie

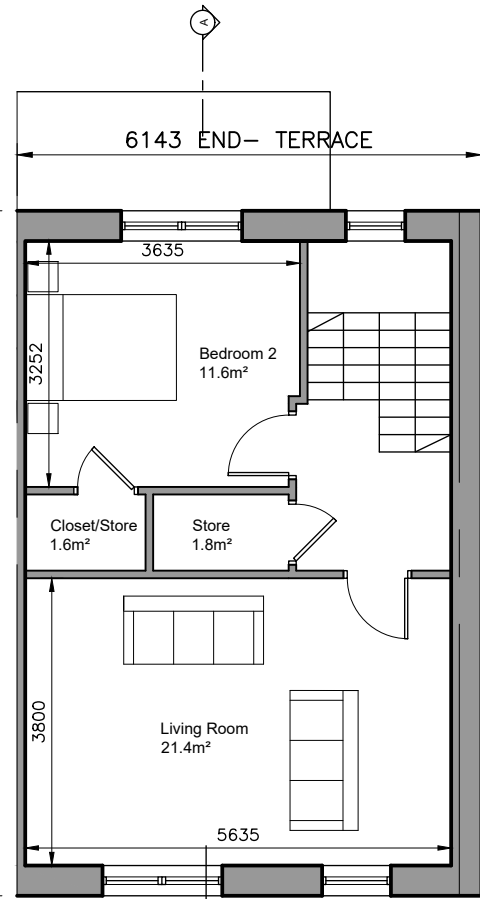


GROUND FLOOR

Area 52 sq.m.

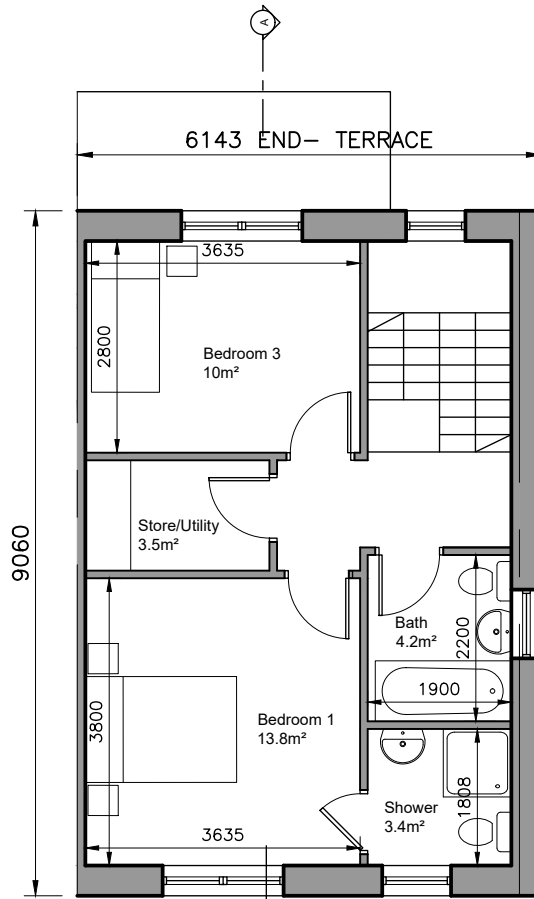
TOTAL FLOOR AREA

Area 144 sq.m.



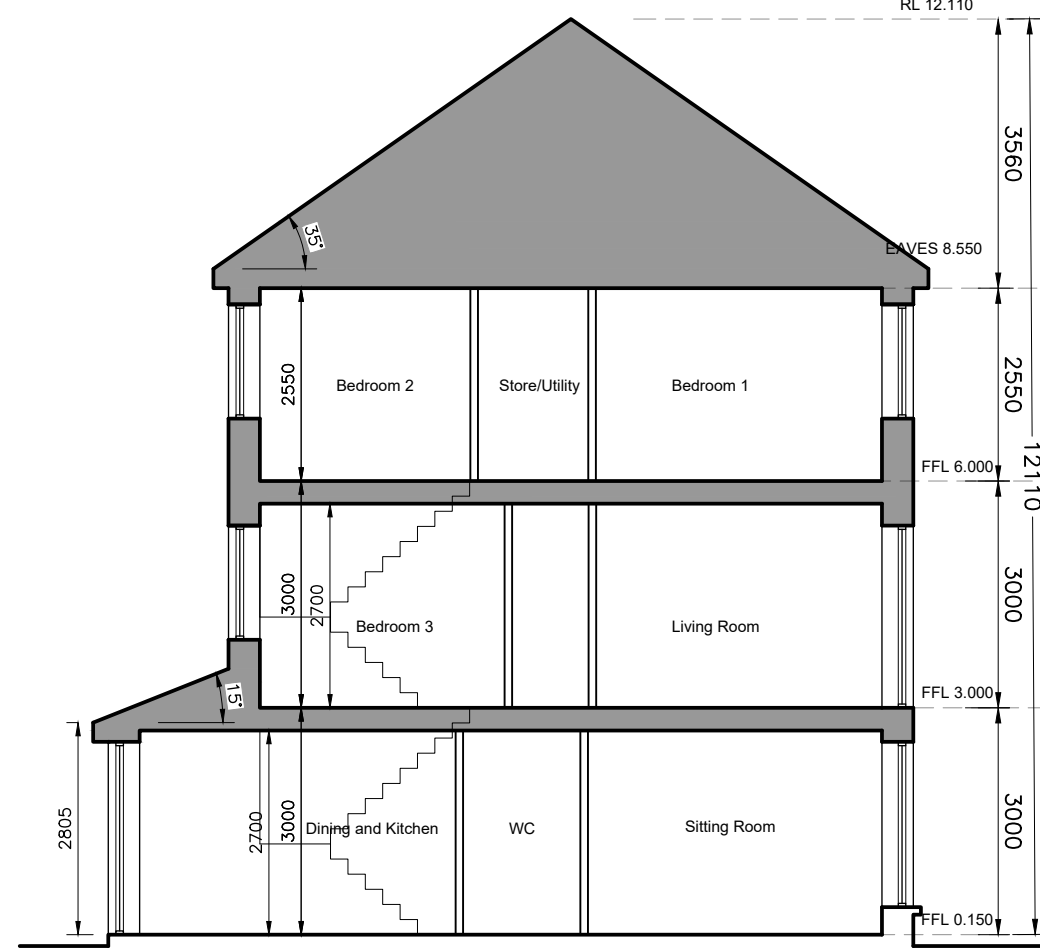
FIRST FLOOR PLAN

Area 46 sq.m.



SECOND FLOOR PLAN

Area 46 sq.m.



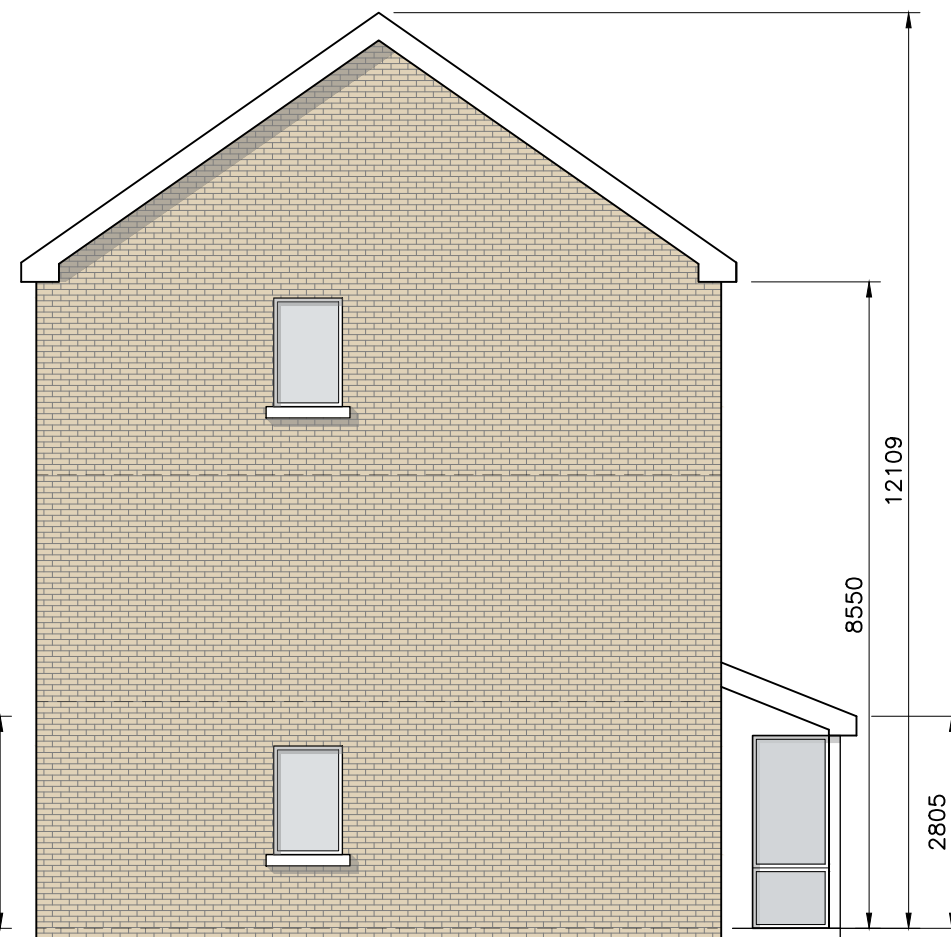
SECTION A-A



FRONT ELEVATION



REAR ELEVATION



GABLE ELEVATION

3-bed/5 person, 3 storey:		FCC Min.
Agg. Living	53.3	34
Agg. Bedrooms	35.4	32
Storag	7.7	5

- © This drawing is copyright.
 1 Do not scale this drawing.
 2 Errors and omissions to be immediately notified to Architect.
 3 All dimensions to be checked on site.
 4 To be read with relevant Engineers drawings.

NORTH



Refer to Site layout Plan for specific orientation of House Types.

- Notes:
- All dimensions in millimetres
 - Orientation varies. See site layout plan.
 - This Housetype may be handed. See site layout plan.
 - For proposed finished floor levels please refer to proposed site layout drawing.

External Finishes:

Roof:
Slate or clay/concrete tiles with solar thermal or photovoltaic panels subject to orientation and detailed design

Walls:
Painted render finish and/or Selected facing brick

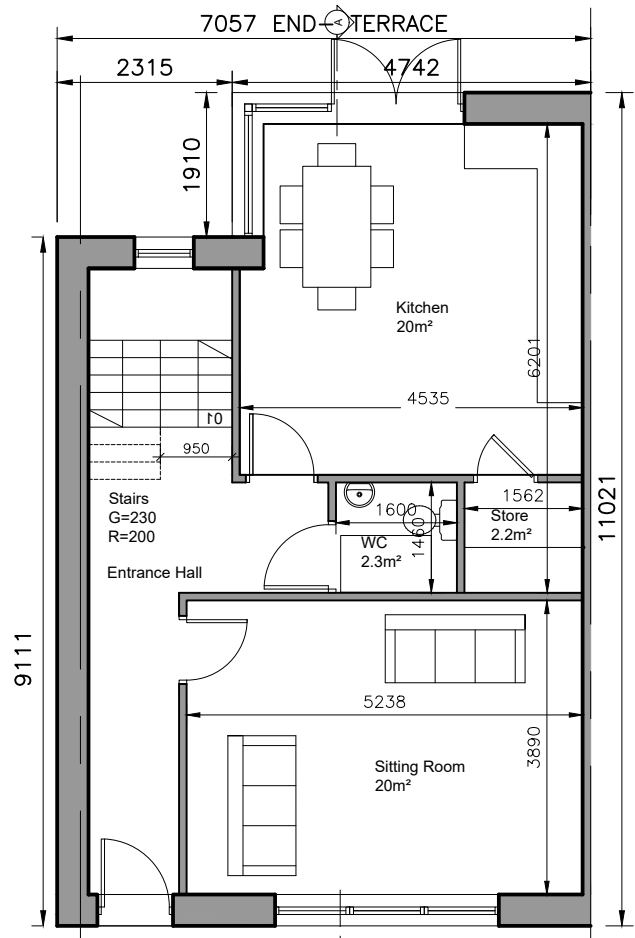
Windows:
uPVC framed

Gutters/downpipes:
uPVC or aluminium

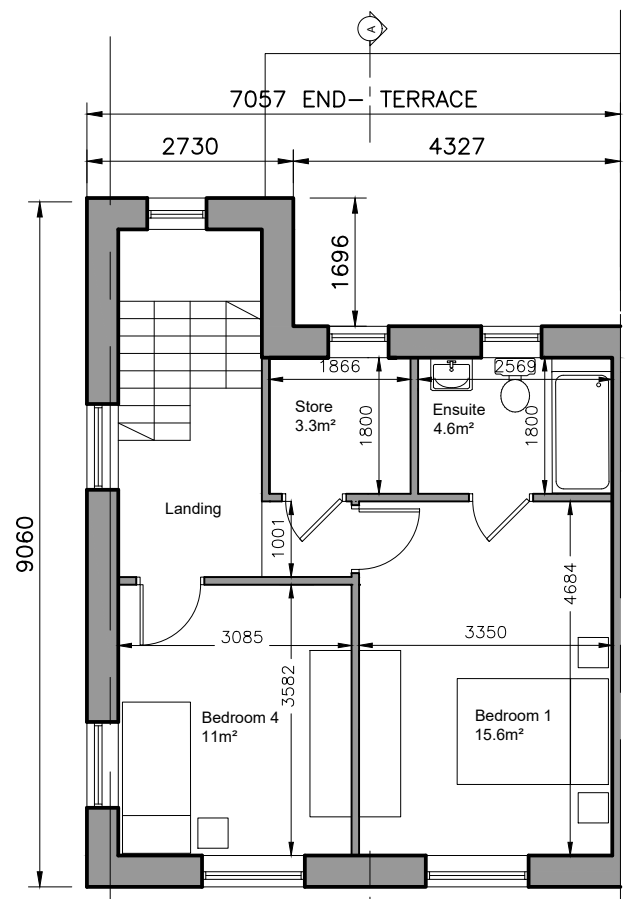
Front Door:
Selected coloured composite or painted timber door with fanlight and/or sidelight and/or glazed light in leaf

Front Door Canopy:
Pressed or standing seam metal on Timber framing

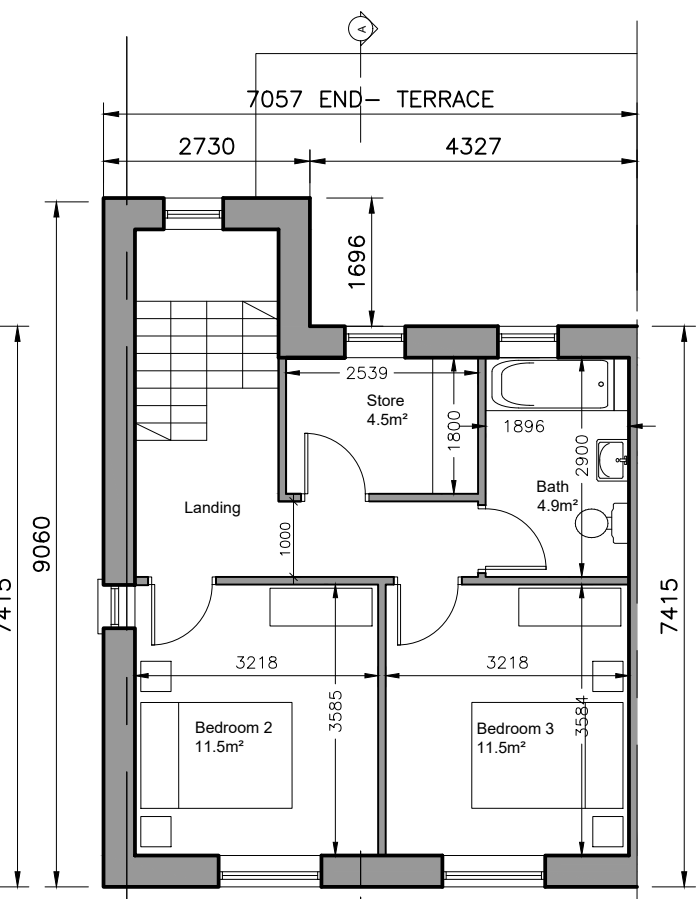
revisions	date	ints
description	drawing no.	
House Type N1X	1736-SHD-H-135	
Plans, Section & Elevations	drawn	
job	scale	date
Development at Oldtown, Swords, Co. Dublin PHASE 5	1:100 A3	MAR '22
client	drawn	checked
Gerard Gannon Properties	AOL	PG
issue	client	
Planning SHD Stage 3	CONROY CROWE KELLY ARCHITECTS	
	65 MERRION SQUARE DUBLIN 2	
	PHONE 6613990/1 FAX 6765715 e-mail info@ckk.ie	



GROUND FLOOR
Area 62 sq.m.
TOTAL FLOOR AREA
Area 154 sq.m.

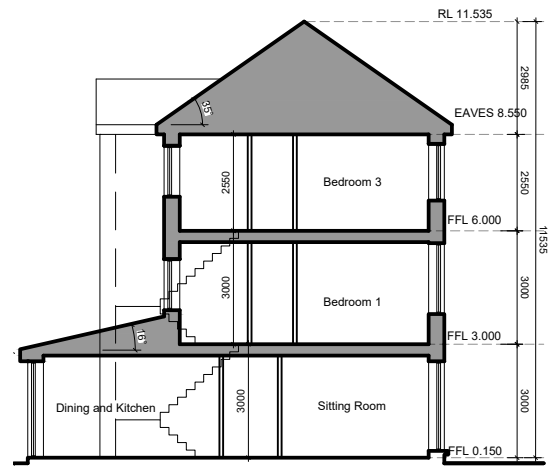


FIRST FLOOR PLAN
Area 46 sq.m.



SECOND FLOOR PLAN
Area 46 sq.m.

4-bed/7 person, 3 storey:		FCC Min.
Agg. Living	41	40
Agg. Bedrooms	49.6	43
Storage	7.8	6



SECTION A-A
1:200

- © This drawing is copyright.
- 1 Do not scale this drawing.
- 2 Errors and omissions to be immediately notified to Architect.
- 3 All dimensions to be checked on site.
- 4 To be read with relevant Engineers drawings.



Refer to Site layout Plan for specific orientation of House Types.

1. All dimensions in millimetres
2. Orientation varies. See site layout plan.
3. This Housetype may be handed. See site layout plan.
4. For proposed finished floor levels please refer to proposed site layout drawing.

External Finishes:

Roof:
Slate or clay/concrete tiles with solar thermal or photovoltaic panels subject to orientation and detailed design

Walls:
Painted render finish and/or Selected facing brick

Windows:
uPVC framed

Gutters/downpipes:
uPVC or aluminium

Front Door:
Selected coloured composite or painted timber door with fanlight and/or sidelight and/or glazed light in leaf

Front Door Canopy:
Pressed or standing seam metal on Timber framing

revisions date inls

description	drawing no.
House Type QX	1736-SHD-H-137
Plans, Section & Elevations	rev.
	scale
	1:100 A3
	date
	MAR '22
	drawn
	AOL
	checked
	PG
job	client
Development at Oldtown, Swords, Co. Dublin PHASE 5	Gerard Gannon Properties
issue	
Planning SHD Stage 3	

client
Gerard Gannon Properties

issue
Planning SHD Stage 3

CONROY CROWE KELLY ARCHITECTS
65 MERRION SQUARE DUBLIN 2
PHONE 6613990/1 FAX 6765715
e-mail info@cck.ie



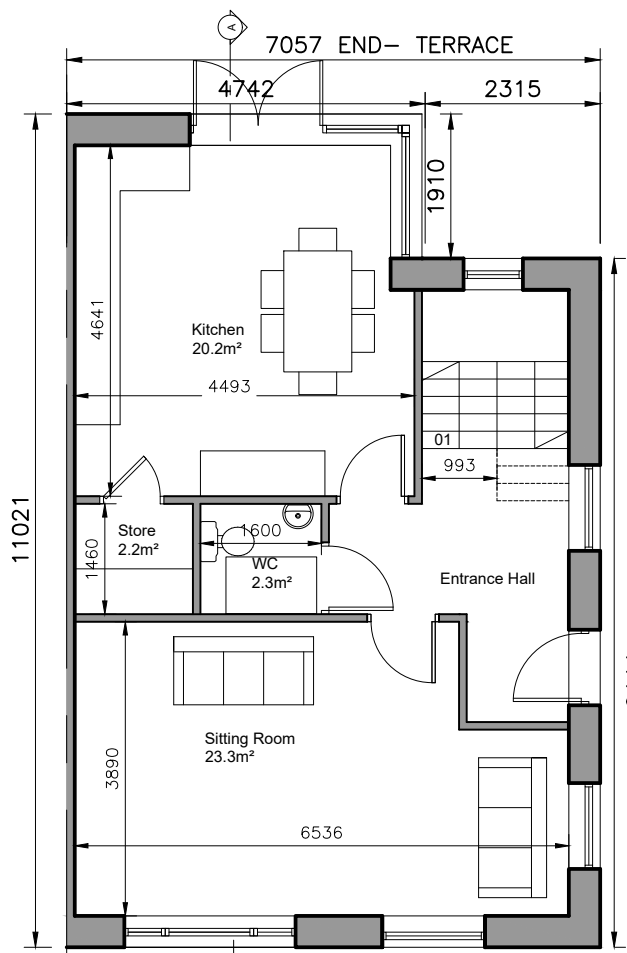
FRONT ELEVATION



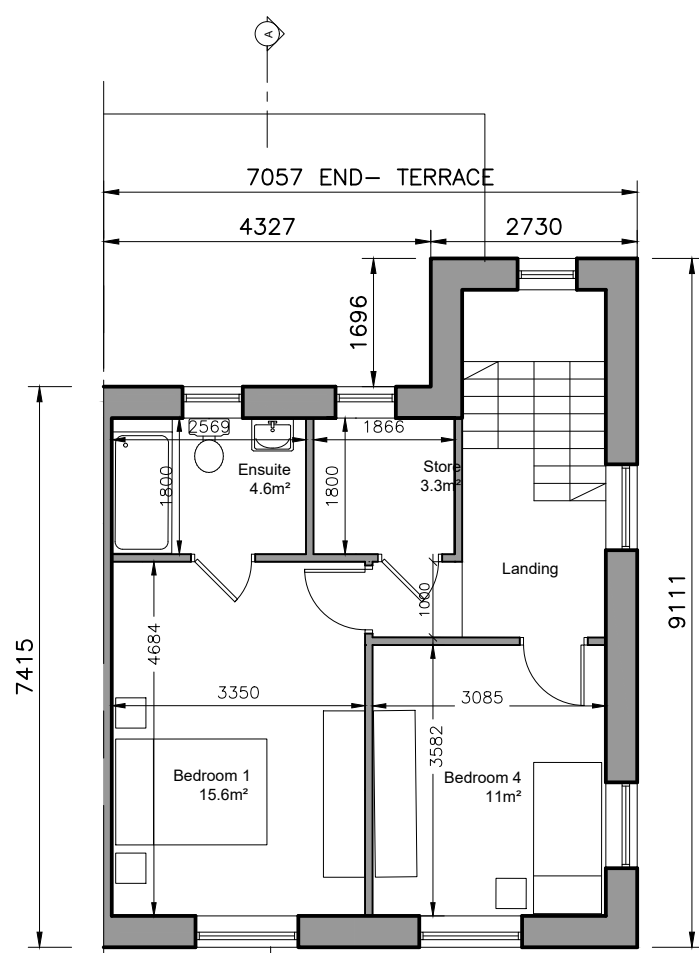
REAR ELEVATION



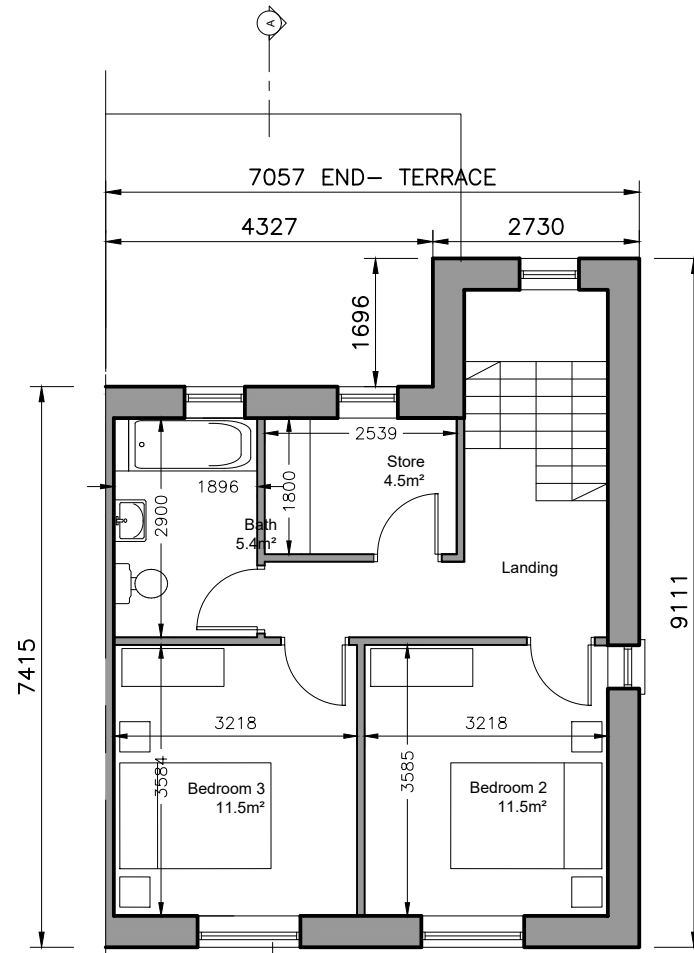
GABLE ELEVATION



GROUND FLOOR
Area 62 sq.m.

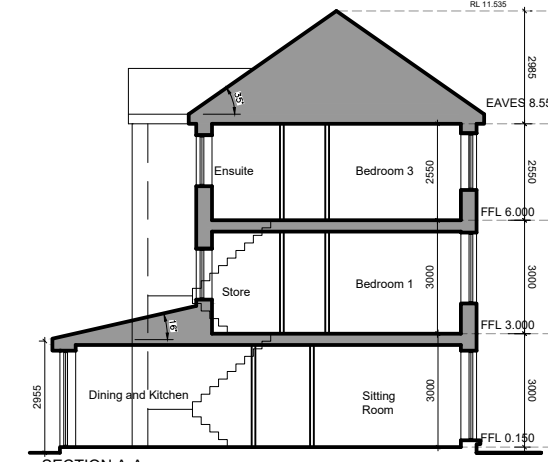


FIRST FLOOR PLAN
Area 46 sq.m.



SECOND FLOOR PLAN
Area 46 sq.m.

4-bed/7 person, 3 storey:		FCC Min.
Agg. Living	43.5	40
Agg. Bedrooms	49.6	43
Storage	7.8	6

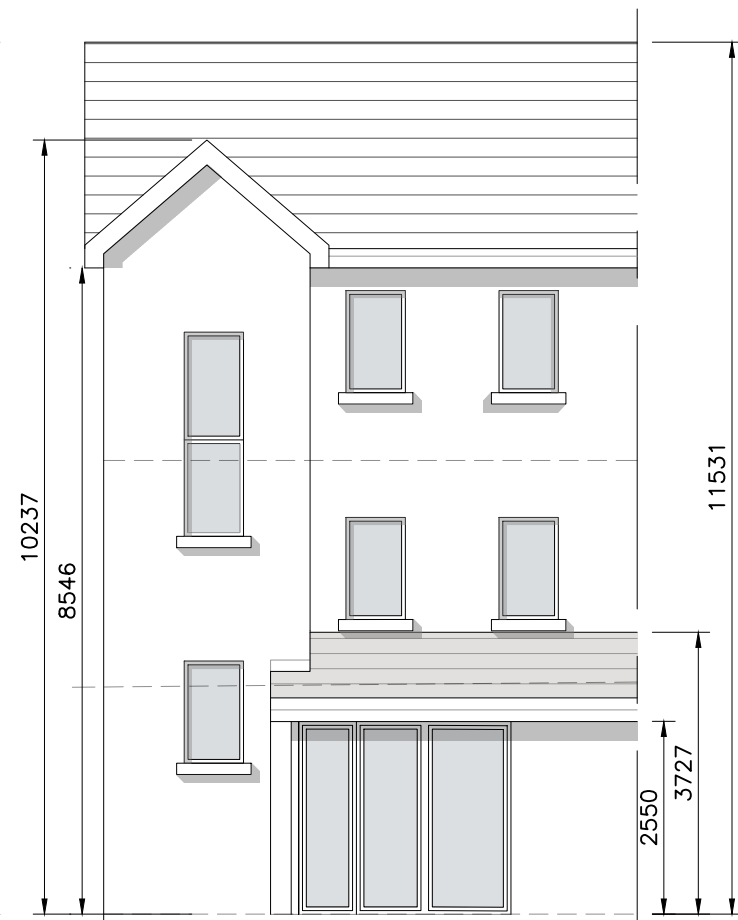


SECTION A-A
1:200

TOTAL FLOOR AREA
Area 154 sq.m.



FRONT ELEVATION



REAR ELEVATION



GABLE ELEVATION

- (C) This drawing is copyright.
- Do not scale this drawing.
 - Errors and omissions to be immediately notified to Architect.
 - All dimensions to be checked on site.
 - To be read with relevant Engineers drawings.

NORTH



Refer to Site layout Plan for specific orientation of House Types.

Notes:

- All dimensions in millimetres
- Orientation varies. See site layout plan.
- This Housetype may be handed. See site layout plan.
- For proposed finished floor levels please refer to proposed site layout drawing.

External Finishes:

Roof:
Slate or clay/concrete tiles with solar thermal or photovoltaic panels subject to orientation and detailed design

Walls:
Painted render finish and/or Selected facing brick

Windows:
uPVC framed

Gutters/downpipes:
uPVC or aluminium

Front Door:
Selected coloured composite or painted timber door with fanlight and/or sidelight and/or glazed light in leaf

Front Door Canopy:
Pressed or standing seam metal on Timber framing

revisions

description

date

inits

drawing no.

1736-SHD-H-138

rev.

scale

1:100 A3

date

MAR '22

drawn

AOL

checked

PG

job

Development at

Oldtown, Swords,

Co. Dublin

PHASE 5

client

Gerard Gannon Properties

issue

Planning SHD Stage 3

CONROY CROWE KELLY

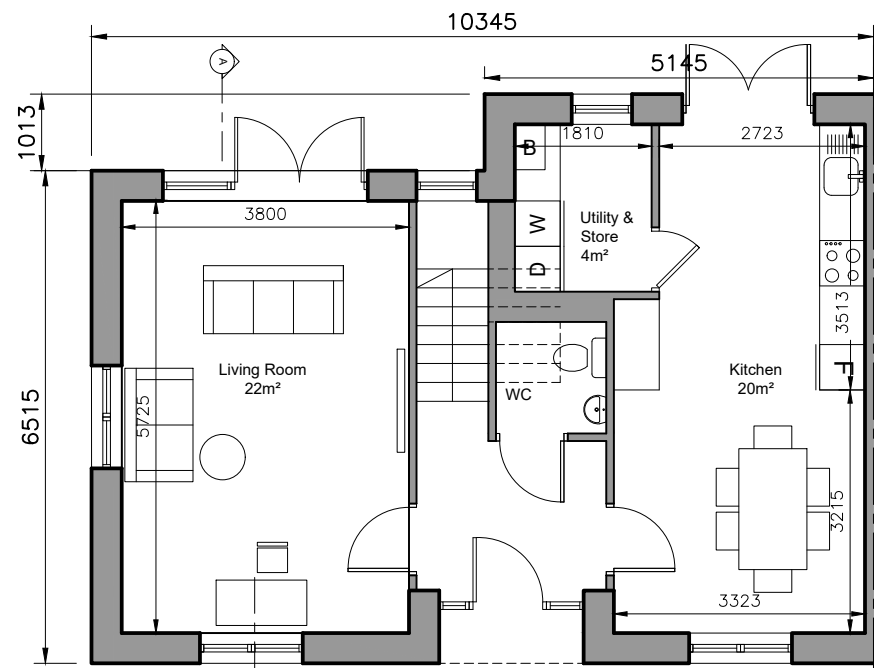
ARCHITECTS

65 MERRION SQUARE

DUBLIN 2

PHONE 6613990/1 FAX 6785715

e-mail info@cck.ie

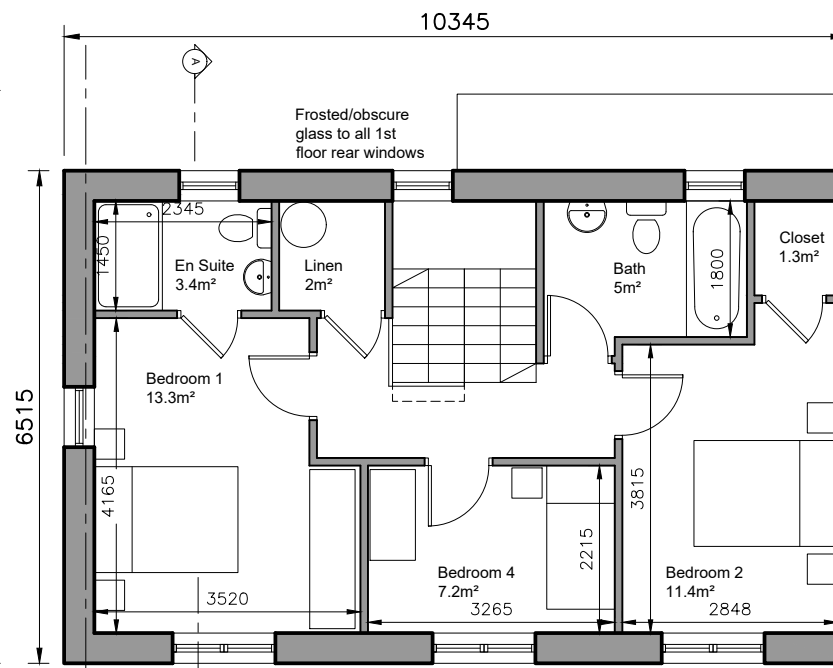


GROUND FLOOR

Area 59 sq.m.

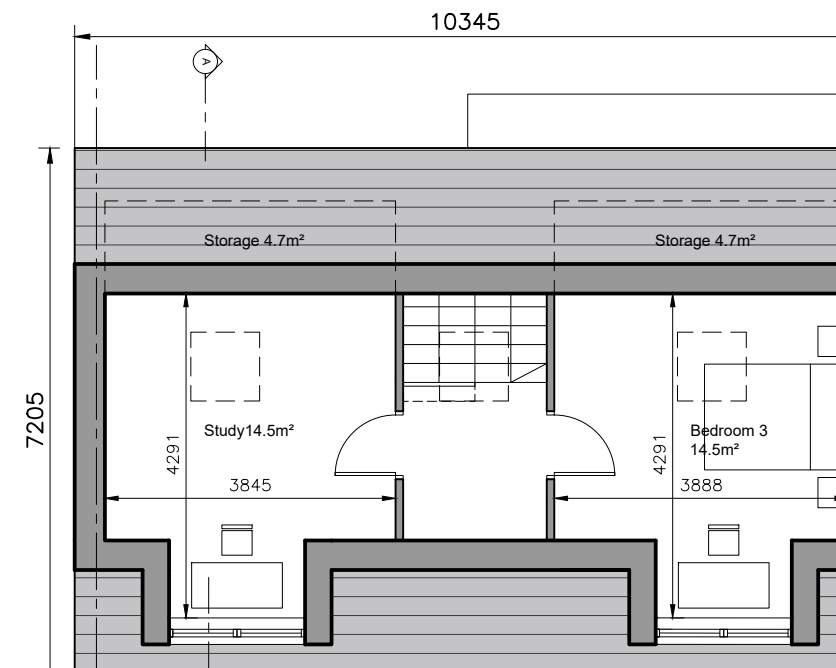
TOTAL FLOOR AREA

Area 151 sq.m.



FIRST FLOOR PLAN

Area 56 sq.m.



ATTIC FLOOR PLAN

Area 36 sq.m.

4-bed/7 person, 3 storey:		FCC Min.
Agg. Living	42	40
Agg. Bedrooms	46.4	43
Storage	15.4	6

- © This drawing is copyright.
- 1 Do not scale this drawing.
- 2 Errors and omissions to be immediately notified to Architect.
- 3 All dimensions to be checked on site.
- 4 To be read with relevant Engineers drawings.

NORTH



Refer to Site layout Plan for specific orientation of House Types.

Notes:

1. All dimensions in millimetres
2. Orientation varies. See site layout plan.
3. This Housetype may be handed. See site layout plan.
4. For proposed finished floor levels please refer to proposed site layout drawing.

External Finishes:

Roof:
Slate or clay/concrete tiles with solar thermal or photovoltaic panels subject to orientation and detailed design

Walls:
Painted render finish and/or Selected facing brick

Windows:
uPVC framed

Gutters/downpipes:
uPVC or aluminium

Front Door:
Selected coloured composite or painted timber door with fanlight and/or sidelight and/or glazed light in leaf

revisions date inls

description	drawing no.
House Type SX	1736-SHD-H-139
Plans, Section & Elevations	
job	scale
Development at Oldtown, Swords, Co. Dublin PHASE 5	1:100 A3
	date
	MAR '22
	drawn
	AOL
	checked
	PG

client
Gerard Gannon Properties

issue
Planning SHD Stage 3

CONROY CROWE KELLY ARCHITECTS
65 MERRION SQUARE DUBLIN 2
PHONE 6613990/1 FAX 6765715
e-mail info@cck.ie



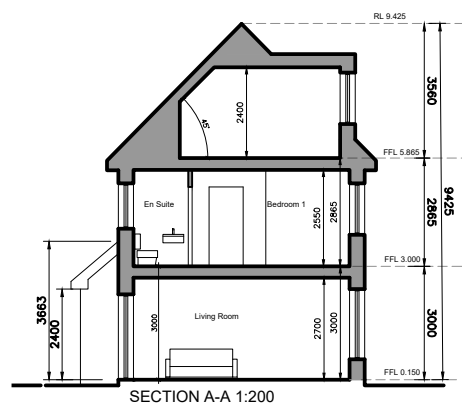
FRONT ELEVATION



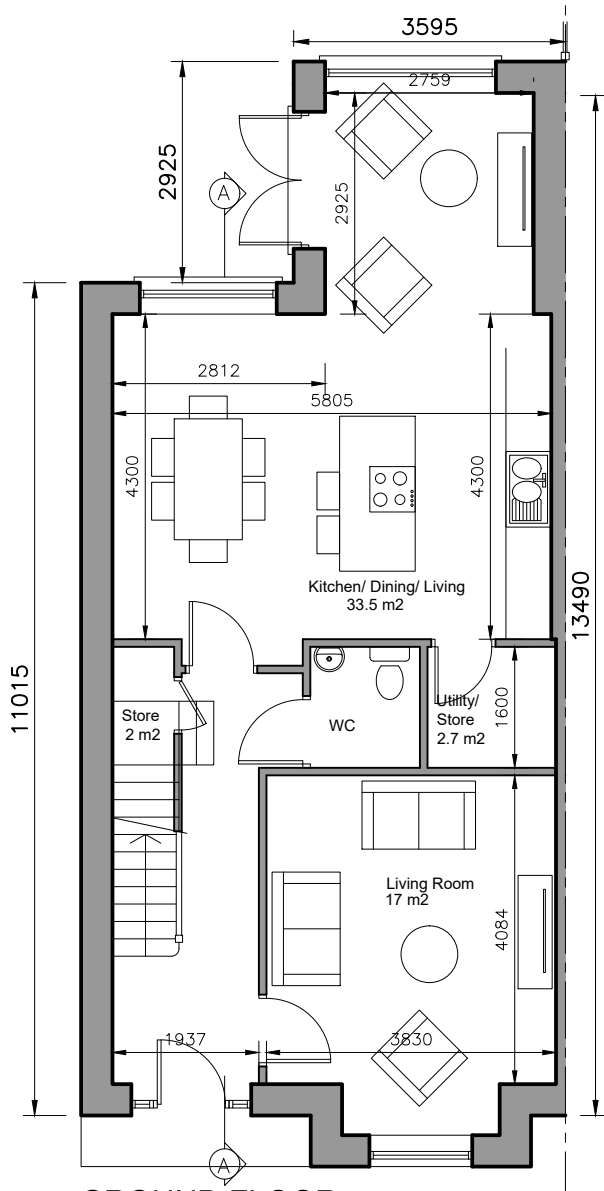
REAR ELEVATION



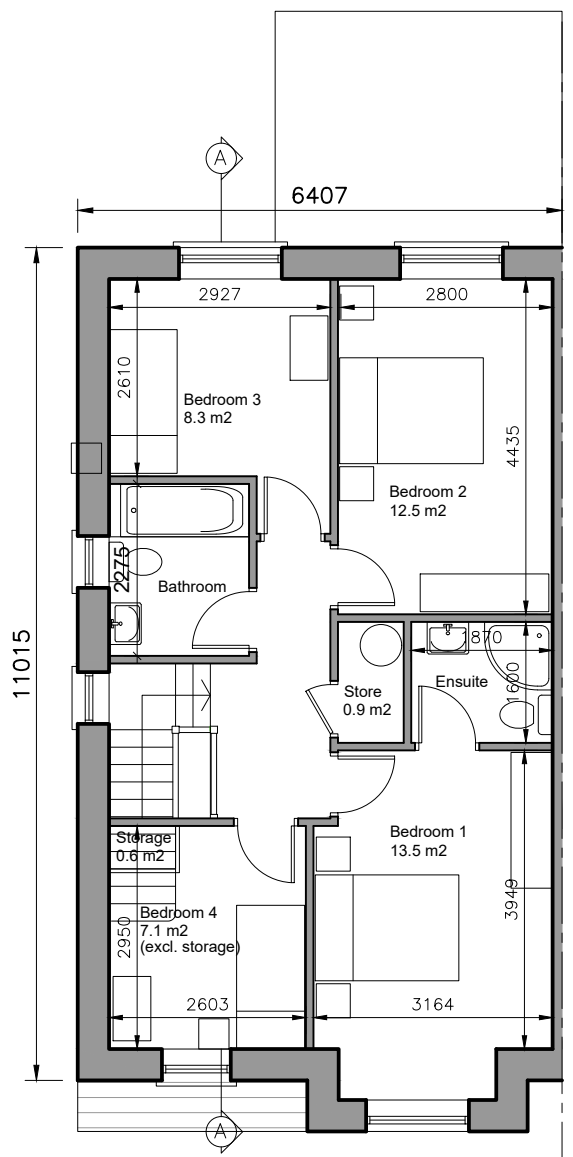
GABLE ELEVATION



SECTION A-A 1:200

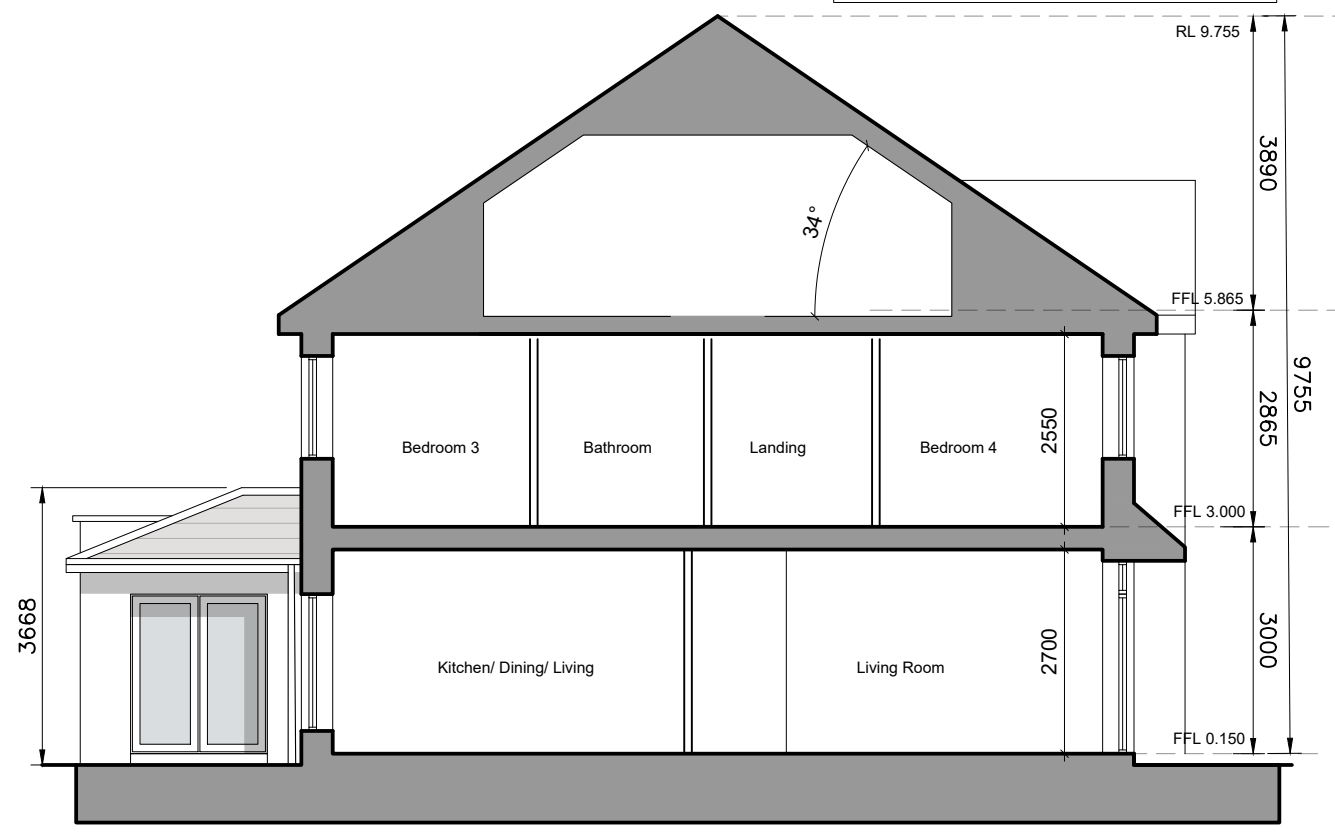


GROUND FLOOR
Area 69 sq.m.
TOTAL FLOOR AREA
Area 130 sq.m.



FIRST FLOOR PLAN
Area 61 sq.m.

4-bed/6 person, 2 storey:		FCC Min.
Agg. Living	50.5	37
Agg. Bedrooms	41.4	36
Storage	6.2	6



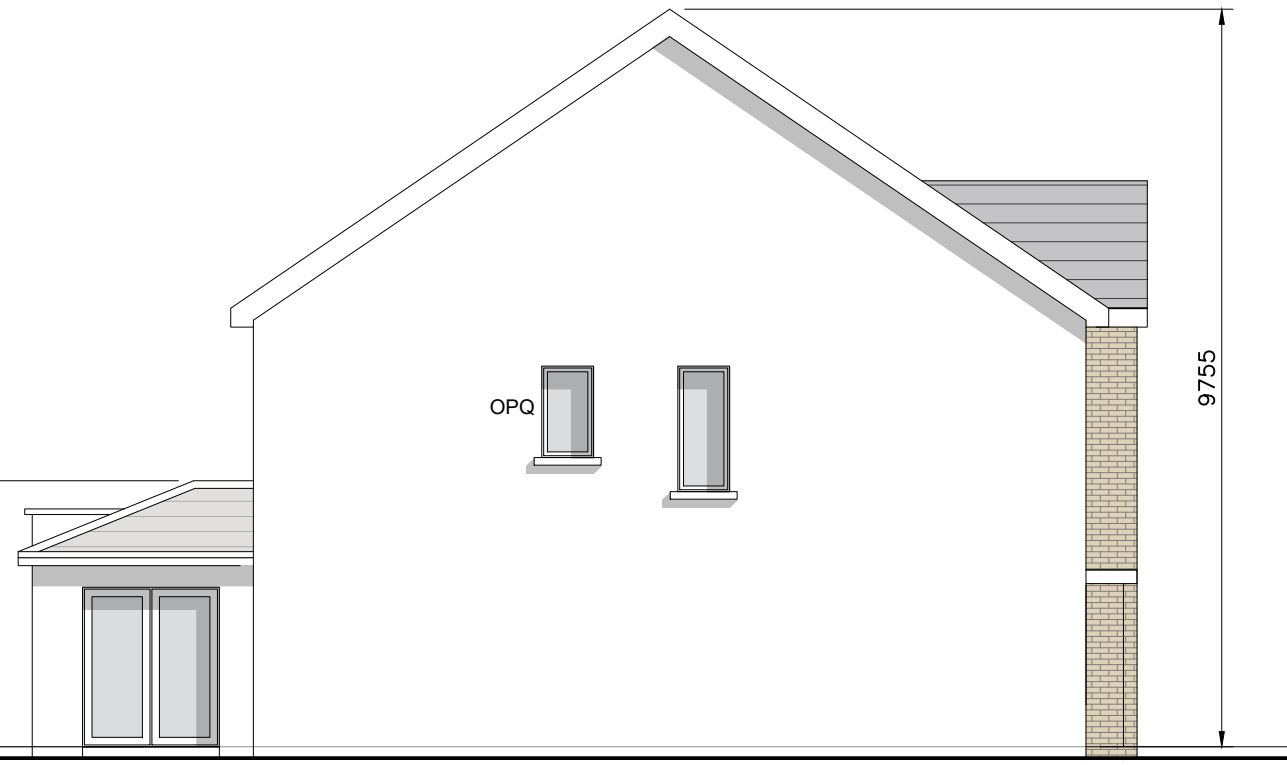
SECTION A-A



FRONT ELEVATION

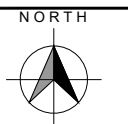


REAR ELEVATION



GABLE END ELEVATION

- © This drawing is copyright.
- 1 Do not scale this drawing.
- 2 Errors and omissions to be immediately notified to Architect.
- 3 All dimensions to be checked on site.
- 4 To be read with relevant Engineers drawings.



Refer to Site layout Plan for specific orientation of House Types.

- Notes:**
1. All dimensions in millimetres
 2. Orientation varies. See site layout plan.
 3. This Housetype may be handed. See site layout plan.
 4. For proposed finished floor levels please refer to proposed site layout drawing.

External Finishes:

Roof:
Slate or clay/concrete tiles with solar thermal or photovoltaic panels subject to orientation and detailed design

Walls:
Painted render finish and/or Selected facing brick

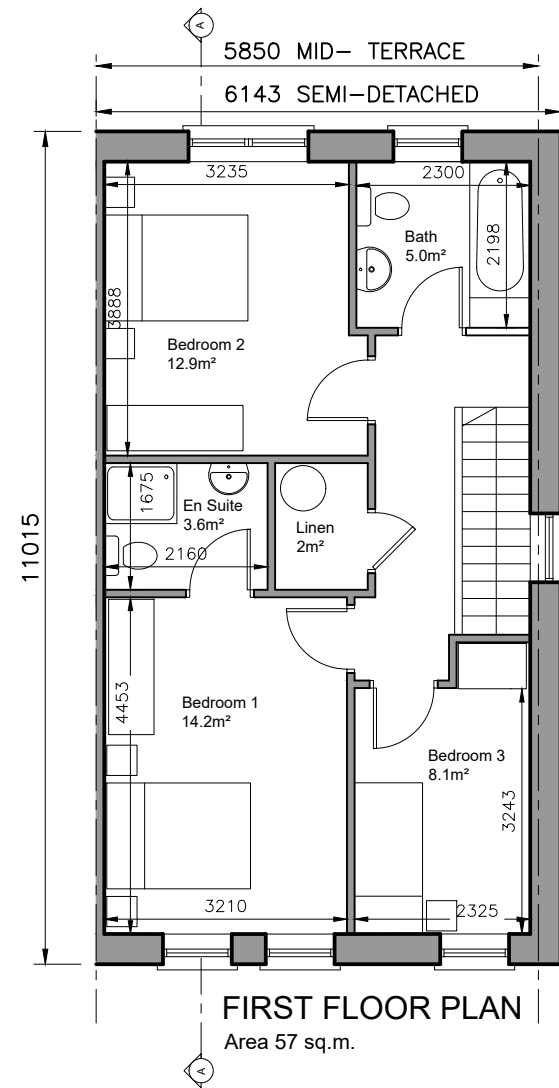
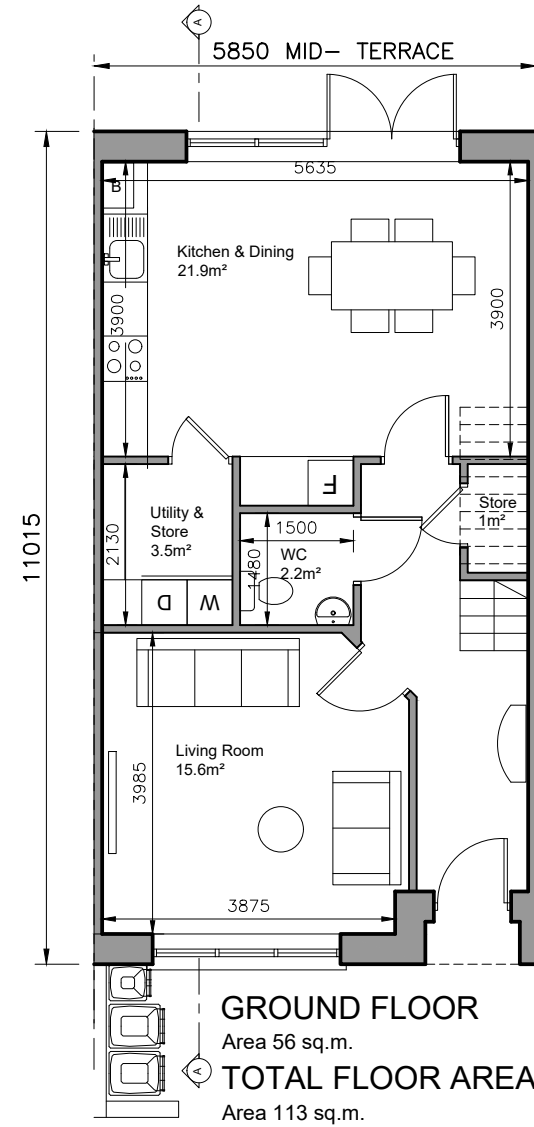
Windows:
uPVC framed

Gutters/downpipes:
uPVC or aluminium

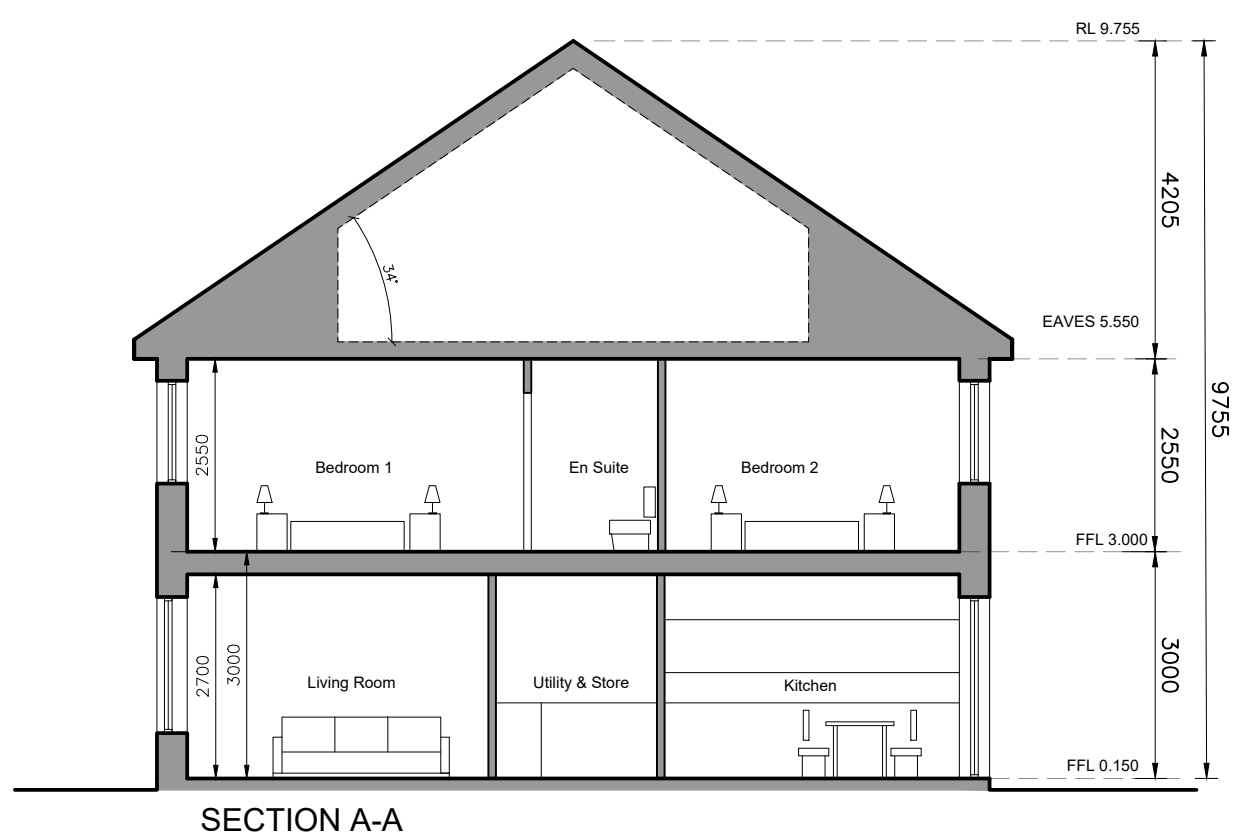
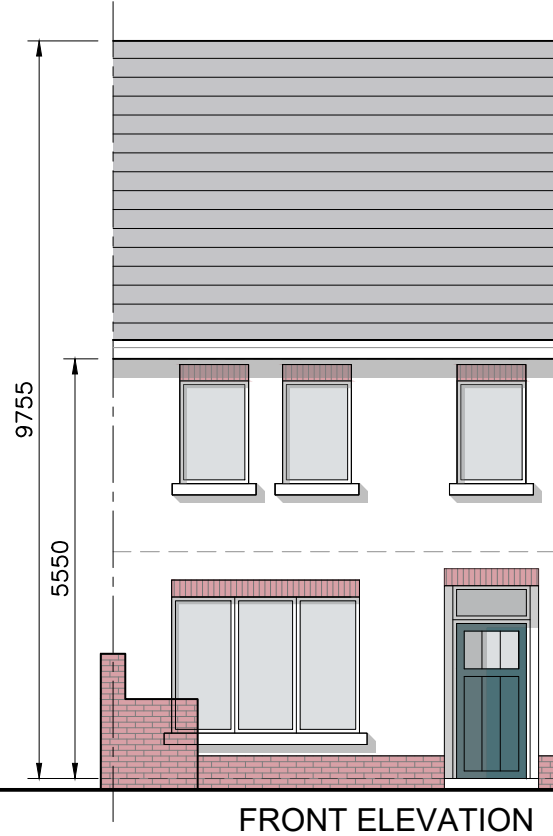
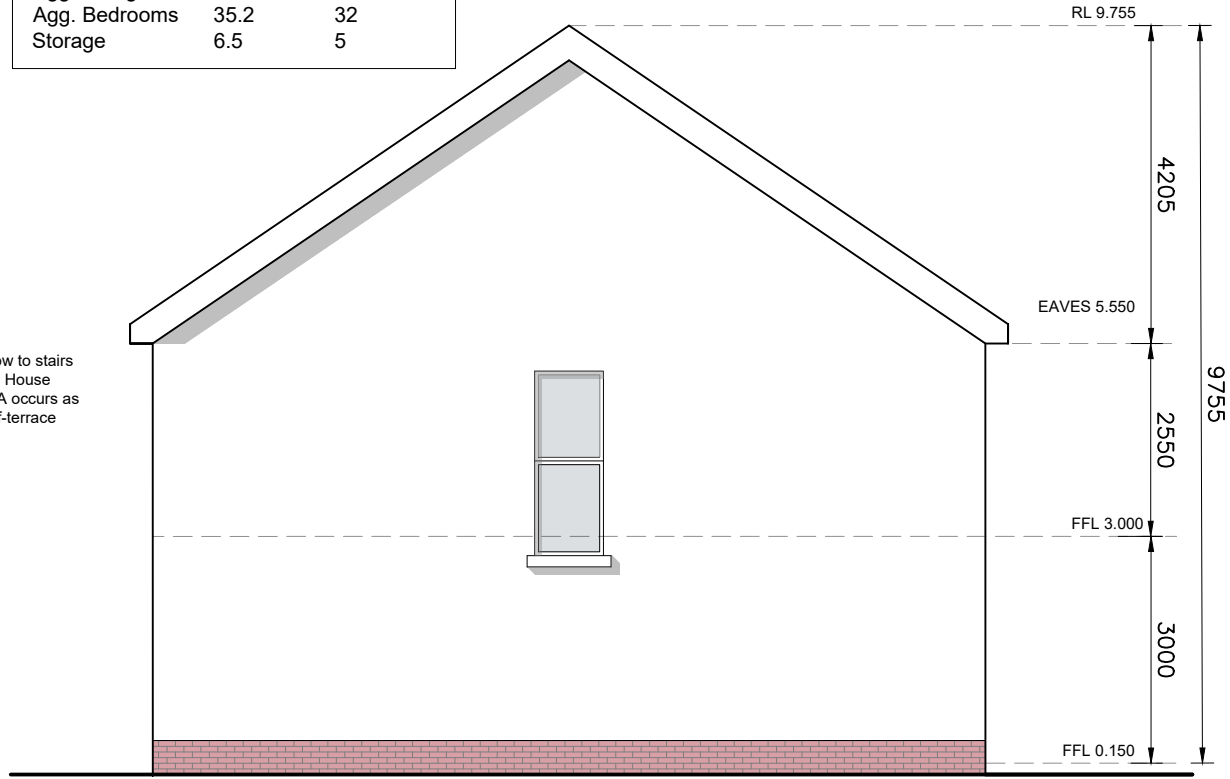
Front Door:
Selected coloured composite or painted timber door with fanlight and/or sidelight and/or glazed light in leaf

Front Door Canopy:
Pressed or standing seam metal on Timber framing

revisions	description	date	inls
	House Type TX		
	Plans, Section & Elevations		
	Development at Oldtown, Swords, Co. Dublin PHASE 5		
	Gerard Gannon Properties		
	Planning SHD Stage 3		
	CONROY CROWE KELLY ARCHITECTS		
	65 MERRION SQUARE DUBLIN 2		
	PHONE 6613990/1 FAX 6765715 e-mail info@cck.ie		



3-bed/5 person, 2 storey:		FCC Min.
Agg. Living	37.5	34
Agg. Bedrooms	35.2	32
Storage	6.5	5



- © This drawing is copyright.
- 1 Do not scale this drawing.
- 2 Errors and omissions to be immediately notified to Architect.
- 3 All dimensions to be checked on site.
- 4 To be read with relevant Engineers drawings.



Refer to Site layout Plan for specific orientation of House Types.

- Notes:**
1. All dimensions in millimetres
 2. Orientation varies. See site layout plan.
 3. This Housetype may be handed. See site layout plan.
 4. For proposed finished floor levels please refer to proposed site layout drawing.

External Finishes:

Roof:
Slate or clay/concrete tiles with solar thermal or photovoltaic panels subject to orientation and detailed design

Walls:
Painted render finish and/or Selected facing brick

Windows:
uPVC framed

Gutters/downpipes:
uPVC or aluminium

Front Door:
Selected coloured composite or painted timber door with fanlight and/or sidelight and/or glazed light in leaf

revisions date inls

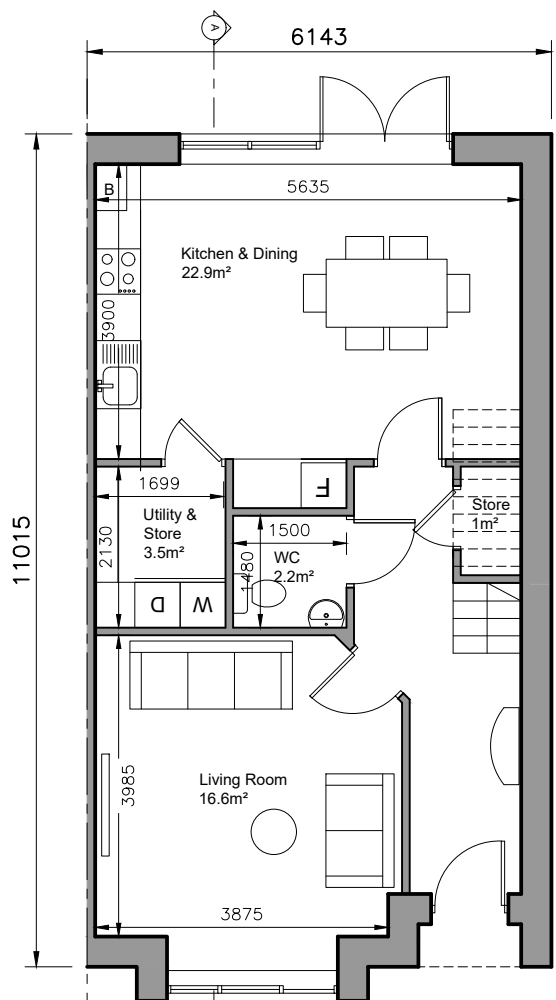
description	drawing no.
House Type AY	1736-SHD-H-141
Plans, Section & Elevations	rev.

job	scale
Development at Oldtown, Swords, Co. Dublin PHASE 5	1:100 A3
client	date
Gerard Gannon Properties	MAR '22
issue	drawn
Planning SHD Stage 3	AOL
	checked
	PG

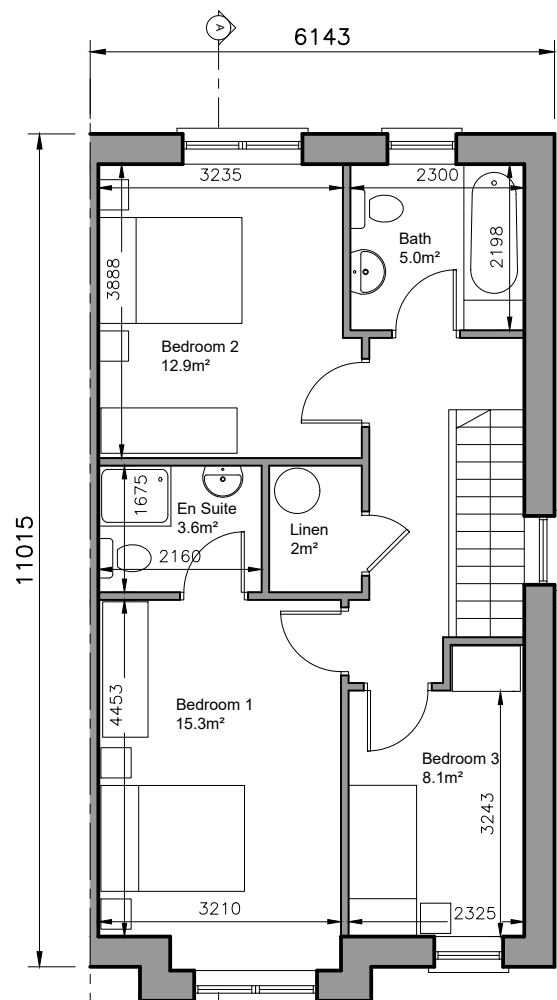
client
Gerard Gannon Properties

issue
Planning SHD Stage 3

CONROY CROWE KELLY ARCHITECTS
65 MERRION SQUARE DUBLIN 2
PHONE 6613990/1 FAX 6765715
e-mail info@cck.ie

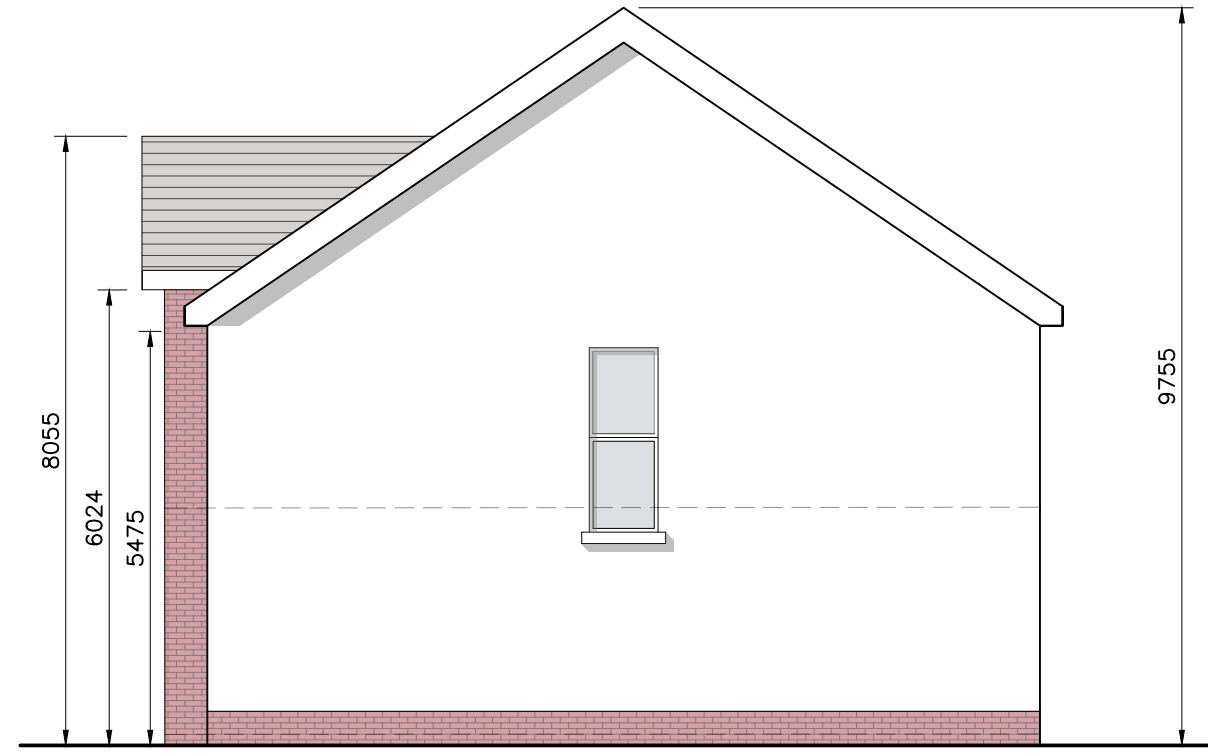


GROUND FLOOR
Area 57 sq.m.
TOTAL FLOOR AREA
Area 115 sq.m.

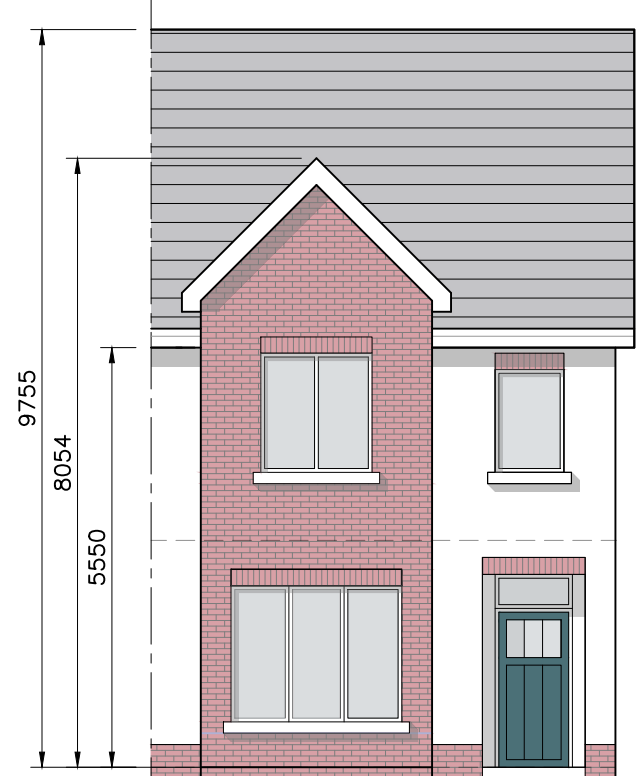


FIRST FLOOR PLAN
Area 58 sq.m.

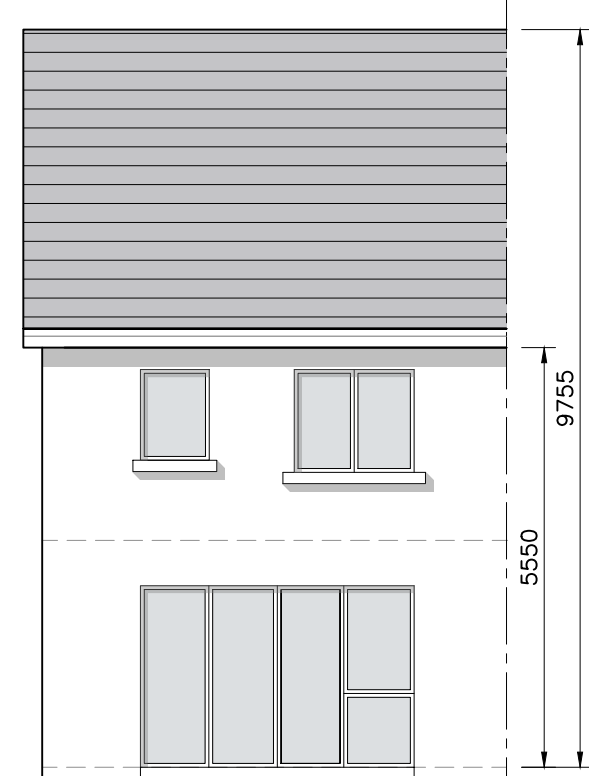
3-bed/5 person, 2 storey:		FCC Min.
Agg. Living	39.5	34
Agg. Bedrooms	36.3	32
Storage	6.5	5



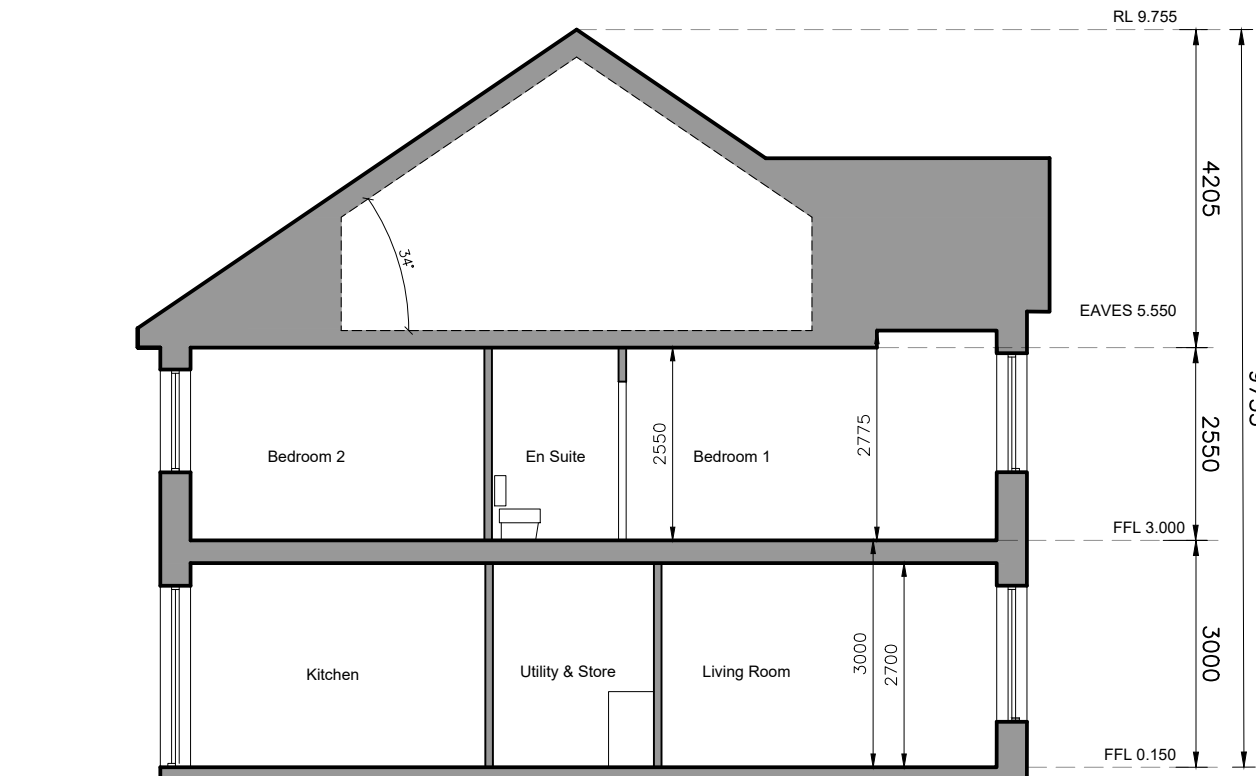
SIDE ELEVATION



FRONT ELEVATION



REAR ELEVATION



SECTION A-A

- © This drawing is copyright.
- 1 Do not scale this drawing.
- 2 Errors and omissions to be immediately notified to Architect.
- 3 All dimensions to be checked on site.
- 4 To be read with relevant Engineers drawings.



Refer to Site layout Plan for specific orientation of House Types.

- Notes:**
1. All dimensions in millimetres
 2. Orientation varies. See site layout plan.
 3. This Housetype may be handed. See site layout plan.
 4. For proposed finished floor levels please refer to proposed site layout drawing.

External Finishes:

Roof:
Slate or clay/concrete tiles with solar thermal or photovoltaic panels subject to orientation and detailed design

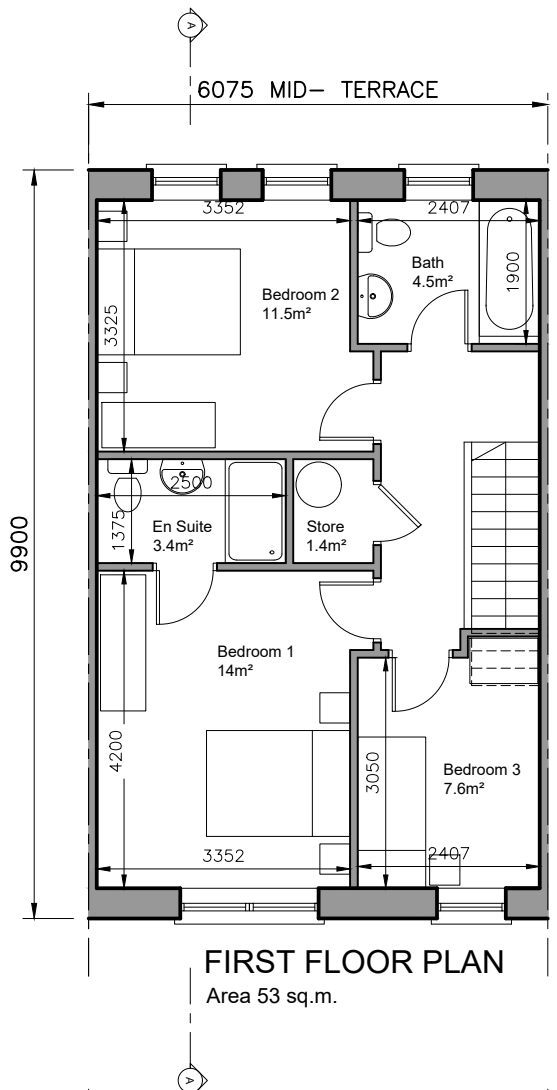
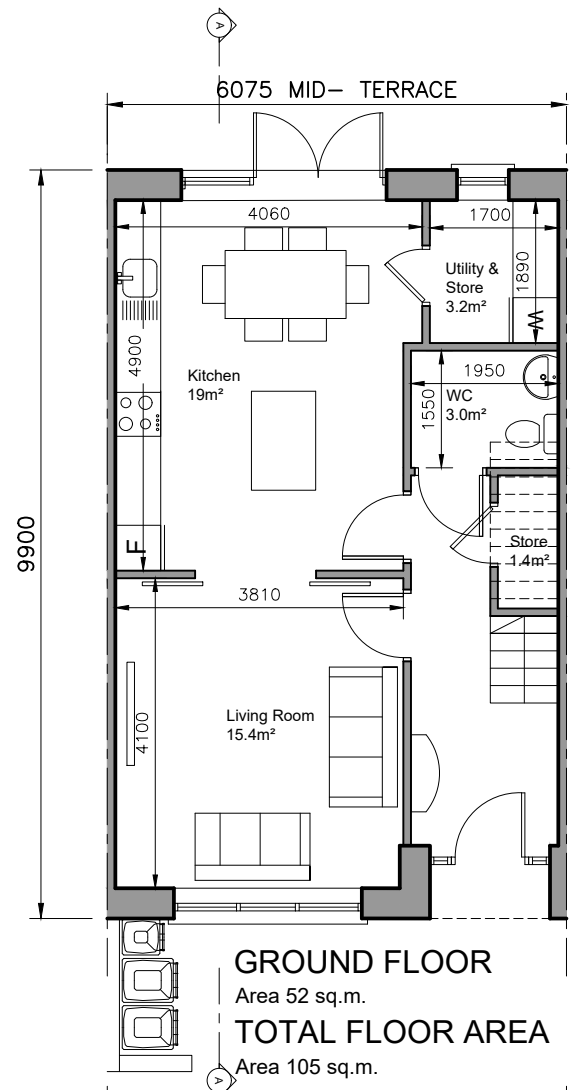
Walls:
Painted render finish and/or Selected facing brick

Windows:
uPVC framed

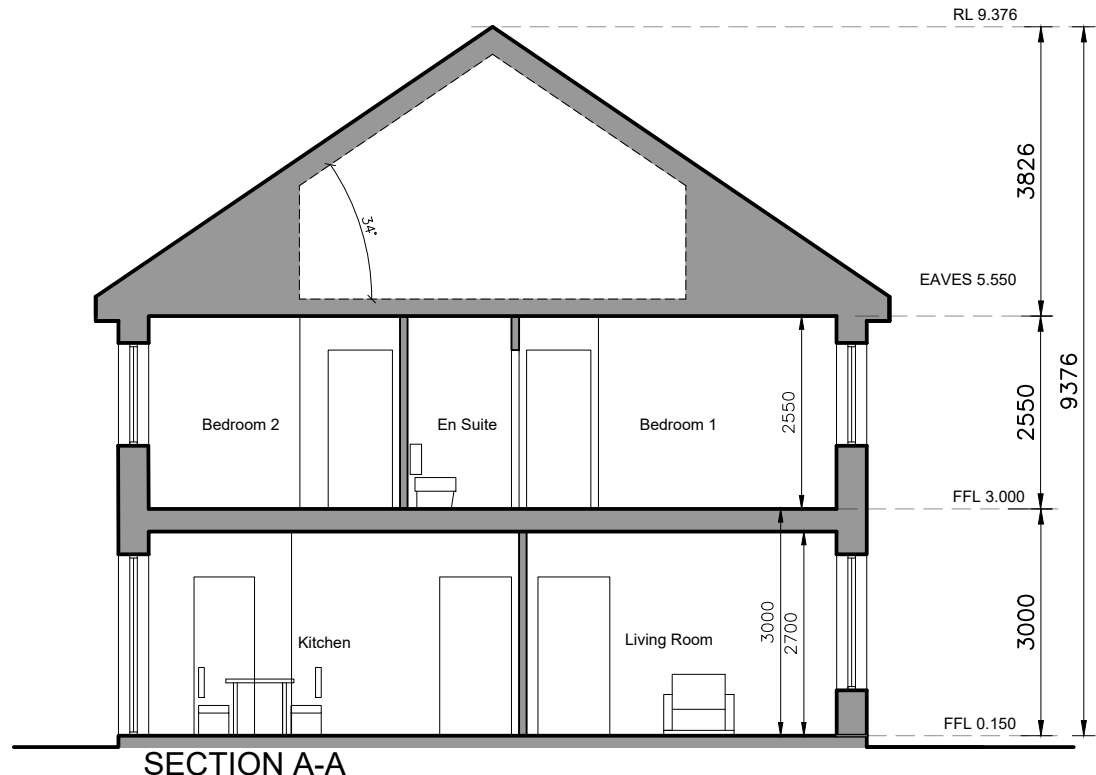
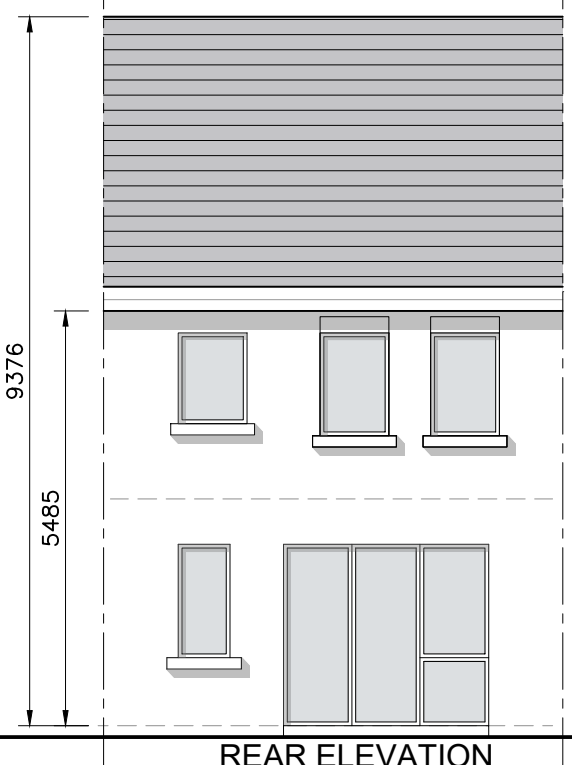
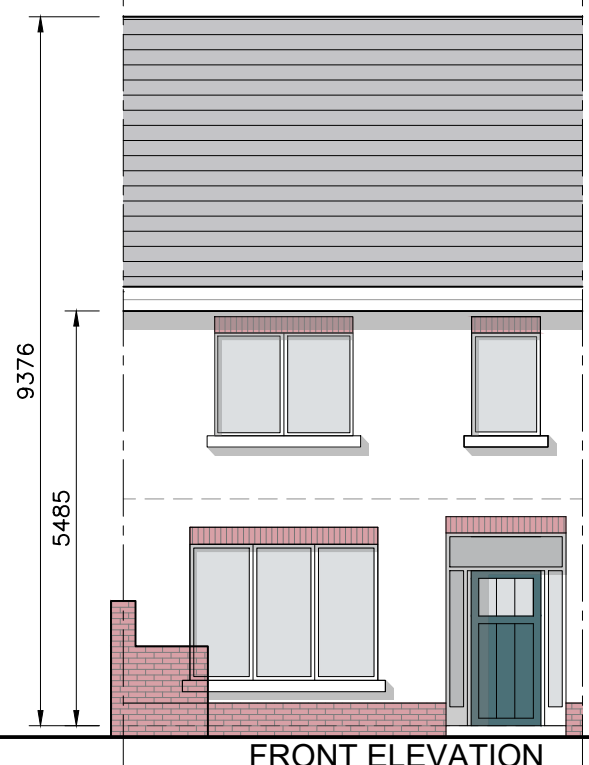
Gutters/downpipes:
uPVC or aluminium

Front Door:
Selected coloured composite or painted timber door with fanlight and/or sidelight and/or glazed light in leaf

revisions	date	inls
description	drawing no.	
House Type CY	1736-SHD-H-142	
Plans, Section & Elevations		
job	scale	
Development at Oldtown, Swords, Co. Dublin	1:100 A3	
PHASE 5	date	
	MAR 22	
	drawn	
	AOL	
	checked	
	PG	
client		
Gerard Gannon Properties		
issue		
Planning SHD Stage 3		
CONROY CROWE KELLY ARCHITECTS 65 MERRION SQUARE DUBLIN 2 PHONE 6613990/1 FAX 6765715 e-mail info@cck.ie		



3-bed/5 person, 2 storey:	FCC Min.	
Agg. Living	34.4	34
Agg. Bedrooms	33.1	32
Storage	6	5



- © This drawing is copyright.
- Do not scale this drawing.
 - Errors and omissions to be immediately notified to Architect.
 - All dimensions to be checked on site.
 - To be read with relevant Engineers drawings.



Refer to Site layout Plan for specific orientation of House Types.

Notes:

- All dimensions in millimetres
- Orientation varies. See site layout plan.
- This Housetype may be handed. See site layout plan.
- For proposed finished floor levels please refer to proposed site layout drawing.

External Finishes:

Roof:
Slate or clay/concrete tiles with solar thermal or photovoltaic panels subject to orientation and detailed design

Walls:
Painted render finish and/or Selected facing brick

Windows:
uPVC framed

Gutters/downpipes:
uPVC or aluminium

Front Door:
Selected coloured composite or painted timber door with fanlight and/or sidelight and/or glazed light in leaf

revisions date inls

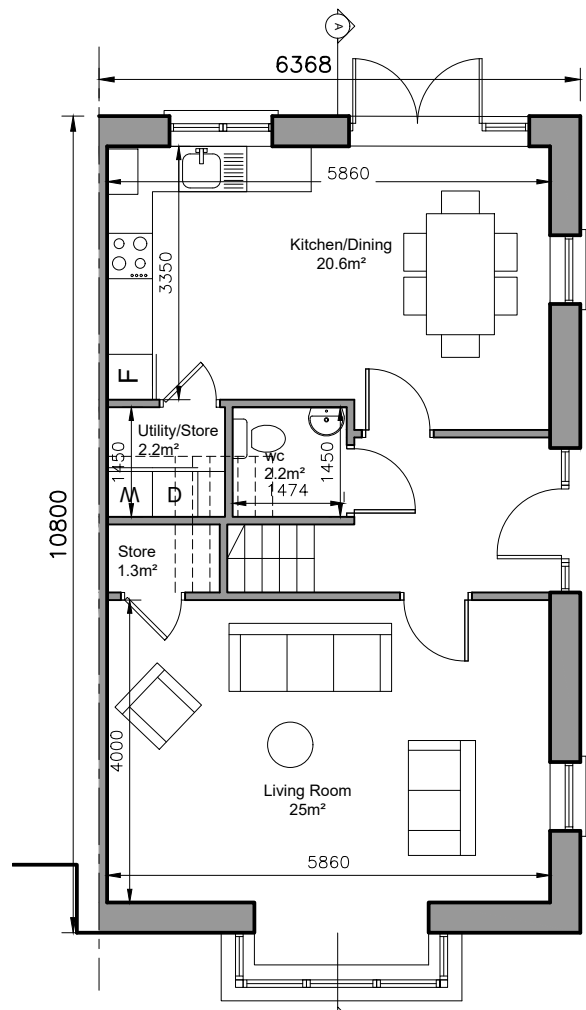
description	drawing no.
House Type EY	1736-SHD-H-143
Plans, Section & Elevations	

job	scale
Development at Oldtown, Swords, Co. Dublin PHASE 5	1:100 A3
	date MAR '22
	drawn AOL
	checked PG

client
Gerard Gannon Properties

issue
Planning SHD Stage 3

CONROY CROWE KELLY ARCHITECTS
65 MERRION SQUARE DUBLIN 2
PHONE 6613990/1 FAX 6765715
e-mail info@cck.ie

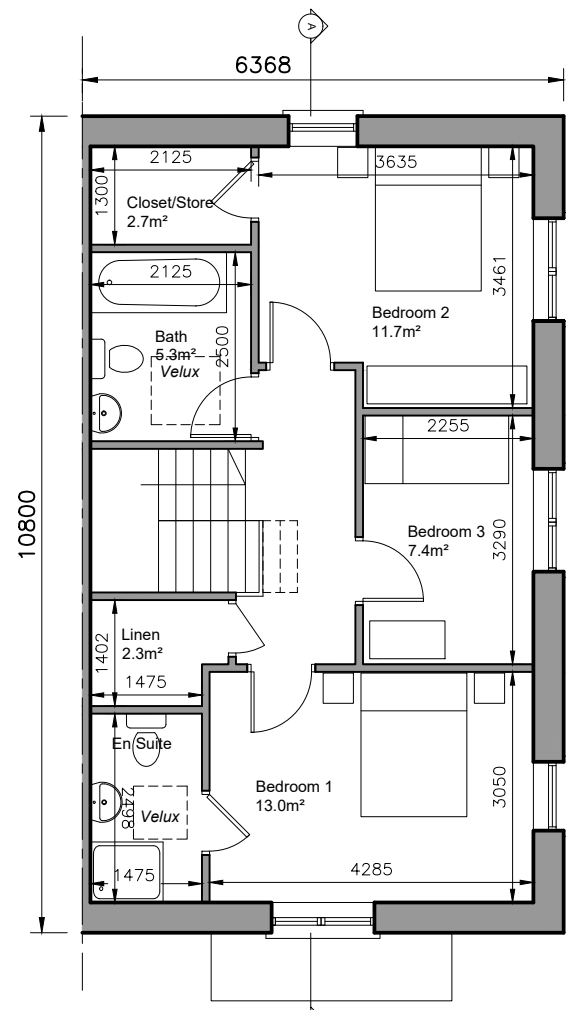


GROUND FLOOR

Area 60 sq.m.

TOTAL FLOOR AREA

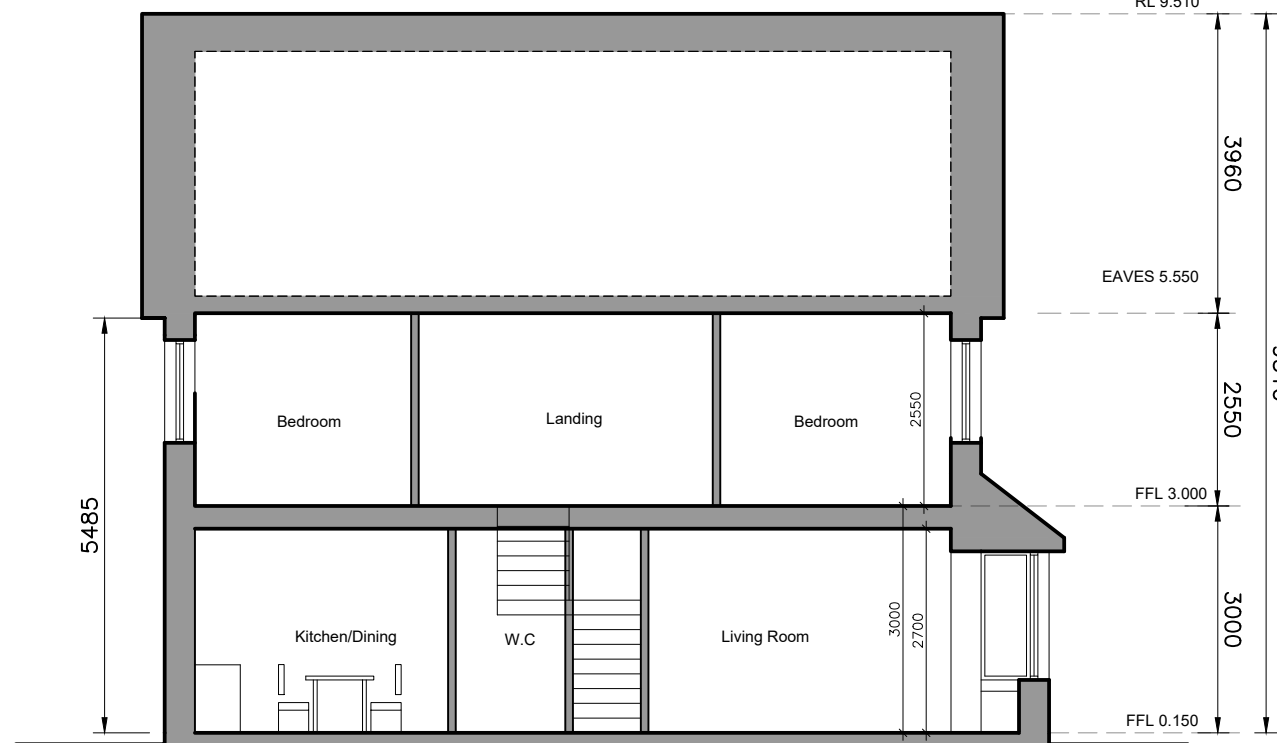
Area 119 sq.m.



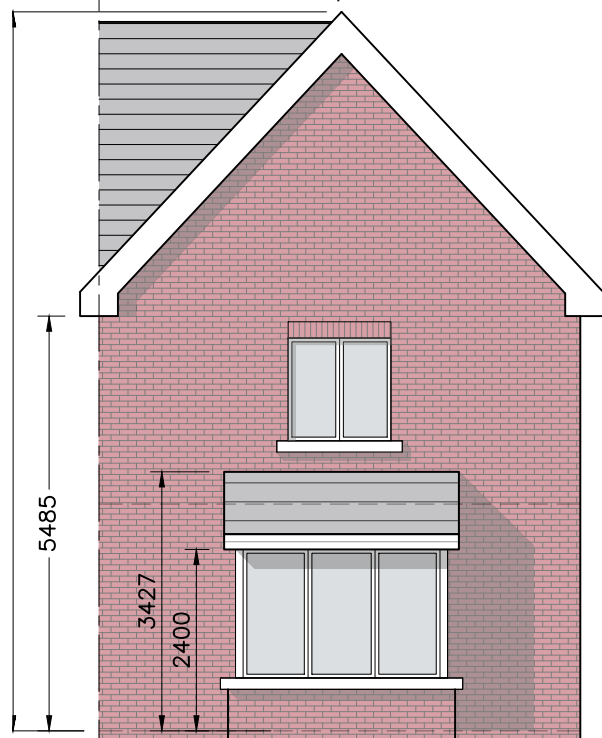
FIRST FLOOR PLAN

Area 59 sq.m.

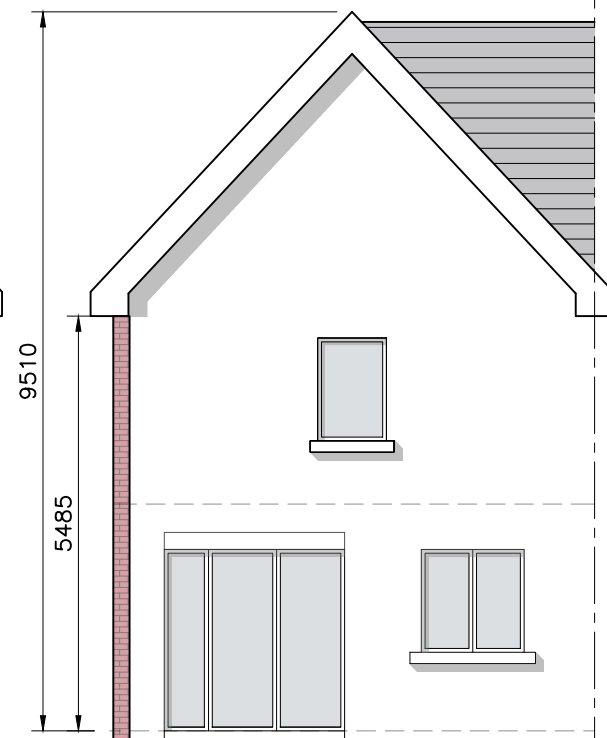
3-bed/5 person, 2 storey:		FCC Min.
Agg. Living	45.6	34
Agg. Bedrooms	32.1	32
Storage	8.5	5




SECTION A-A



GABLE ELEVATION



REAR ELEVATION



FRONT ELEVATION

- © This drawing is copyright.
- 1 Do not scale this drawing.
- 2 Errors and omissions to be immediately notified to Architect.
- 3 All dimensions to be checked on site.
- 4 To be read with relevant Engineers drawings.

NORTH



Refer to Site layout Plan for specific orientation of House Types.

Notes:

1. All dimensions in millimetres
2. Orientation varies. See site layout plan.
3. This Housetype may be handed. See site layout plan.
4. For proposed finished floor levels please refer to proposed site layout drawing.

External Finishes:

Roof:
Slate or clay/concrete tiles with solar thermal or photovoltaic panels subject to orientation and detailed design

Walls:
Painted render finish and/or Selected facing brick

Windows:
uPVC framed

Gutters/downpipes:
uPVC or aluminium

Front Door:
Selected coloured composite or painted timber door with fanlight and/or sidelight and/or glazed light in leaf

Front Door Canopy:
Pressed or standing seam metal on Timber framing

revisions date ins

description

House Type FY

Plans, Section & Elevations

job
Development at Oldtown, Swords, Co. Dublin PHASE 5

client
Gerard Gannon Properties

issue
Planning SHD Stage 3

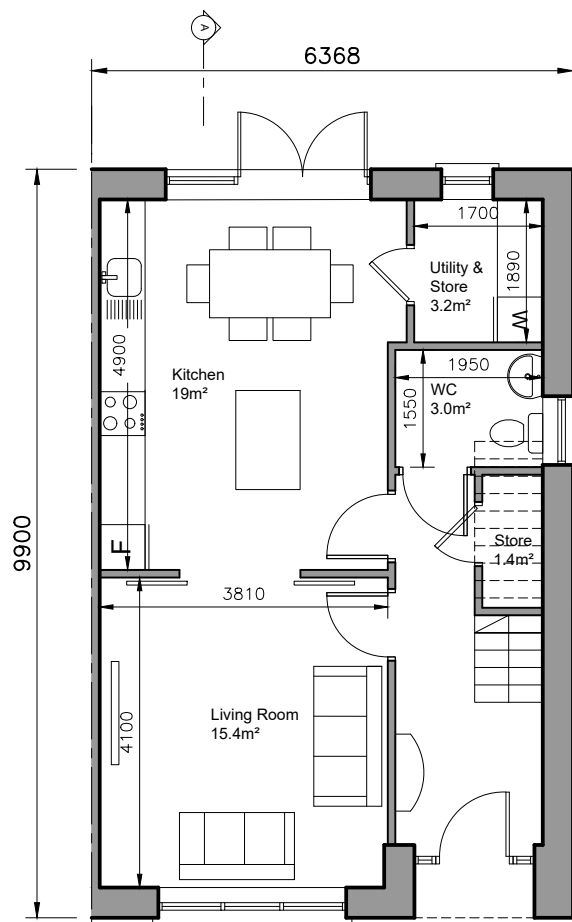
CONROY CROWE KELLY ARCHITECTS
65 MERRION SQUARE
DUBLIN 2

PHONE 6613990/1 FAX 6765715
e-mail info@cck.ie

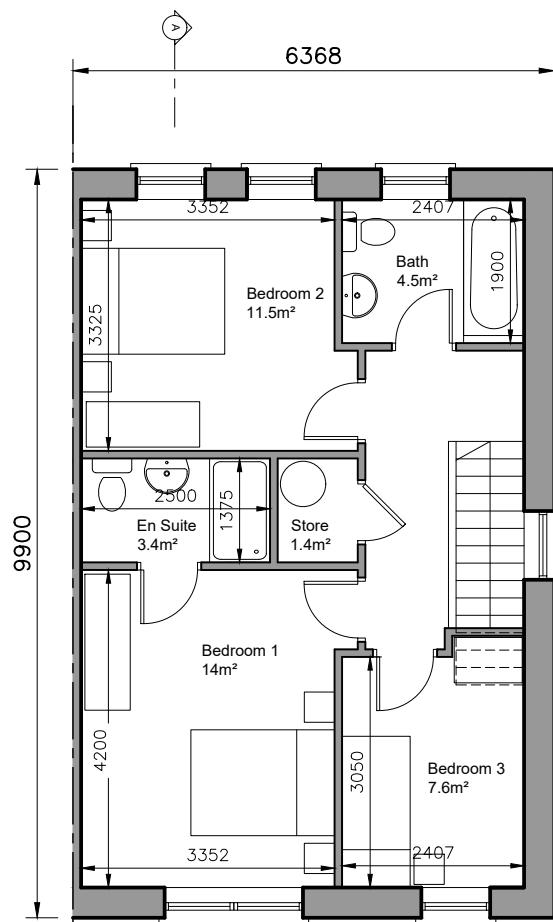
drawing no. 1736-SHD-H-144

rev.

scale 1:100 A3
date MAR '22
drawn AOL
checked PG

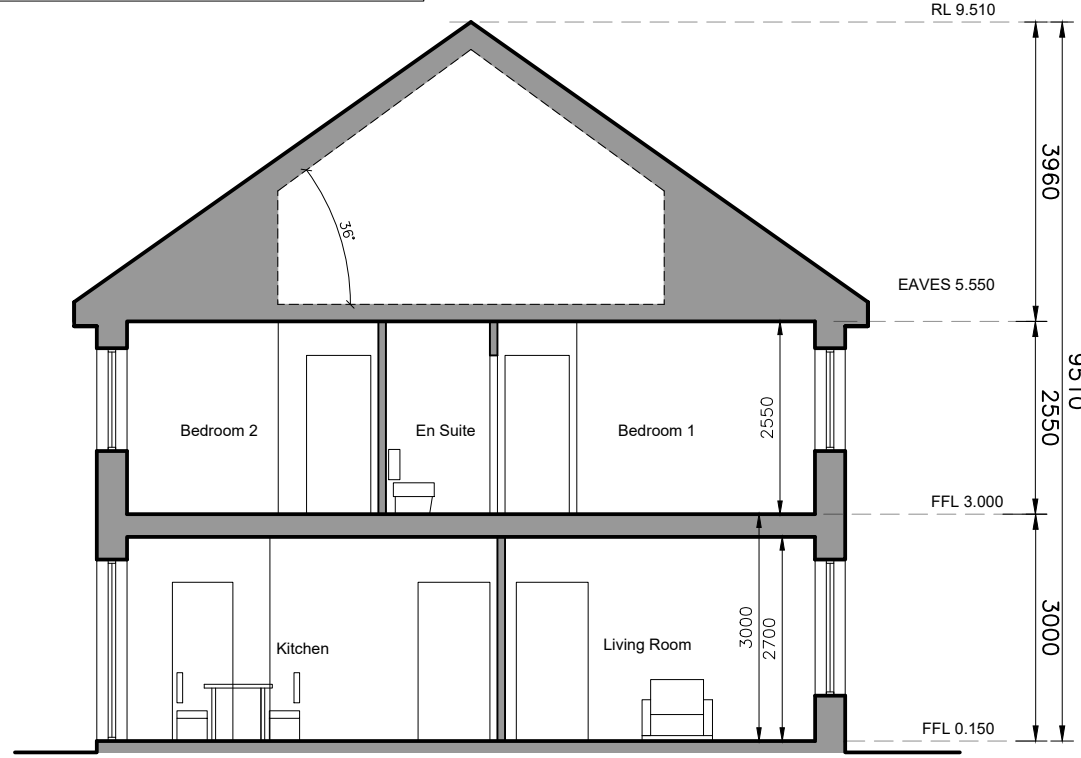


GROUND FLOOR
Area 52 sq.m.
TOTAL FLOOR AREA
Area 105 sq.m.

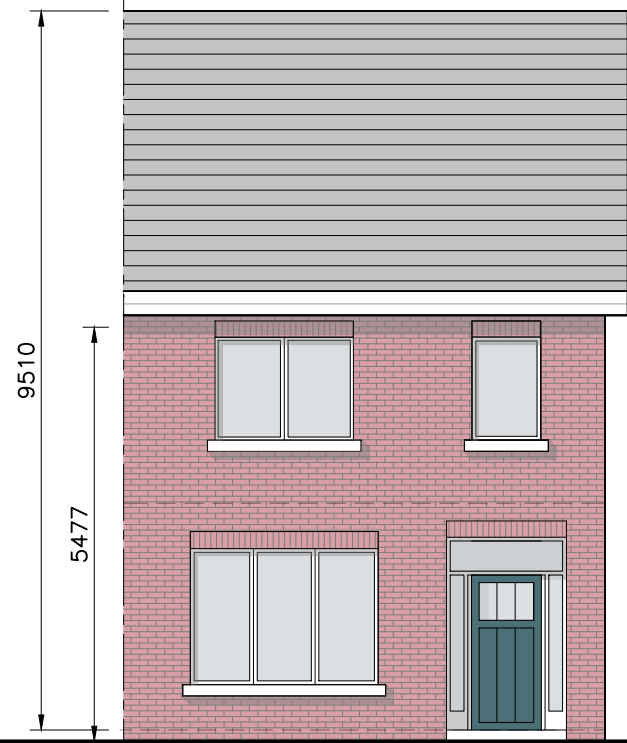


FIRST FLOOR PLAN
Area 53 sq.m.

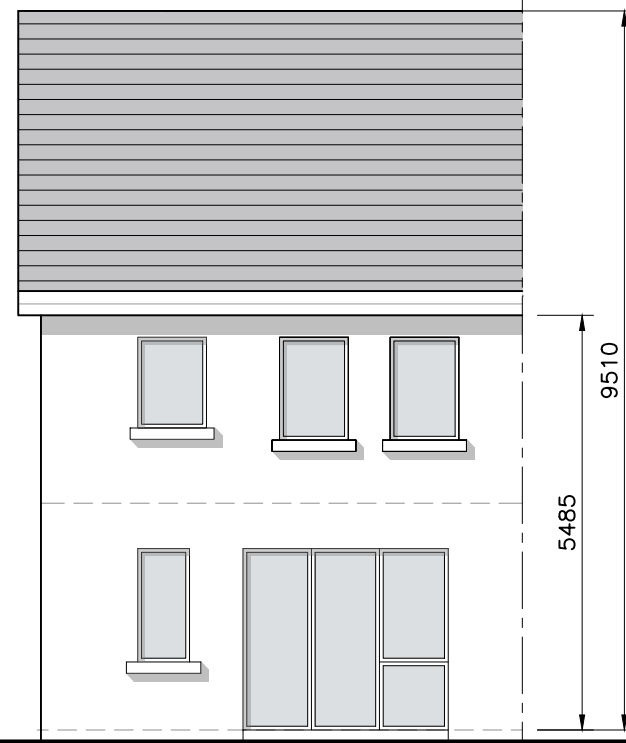
3-bed/5 person, 2 storey:		FCC Min.
Agg. Living	34.4	34
Agg. Bedrooms	33.1	32
Storage	6	5



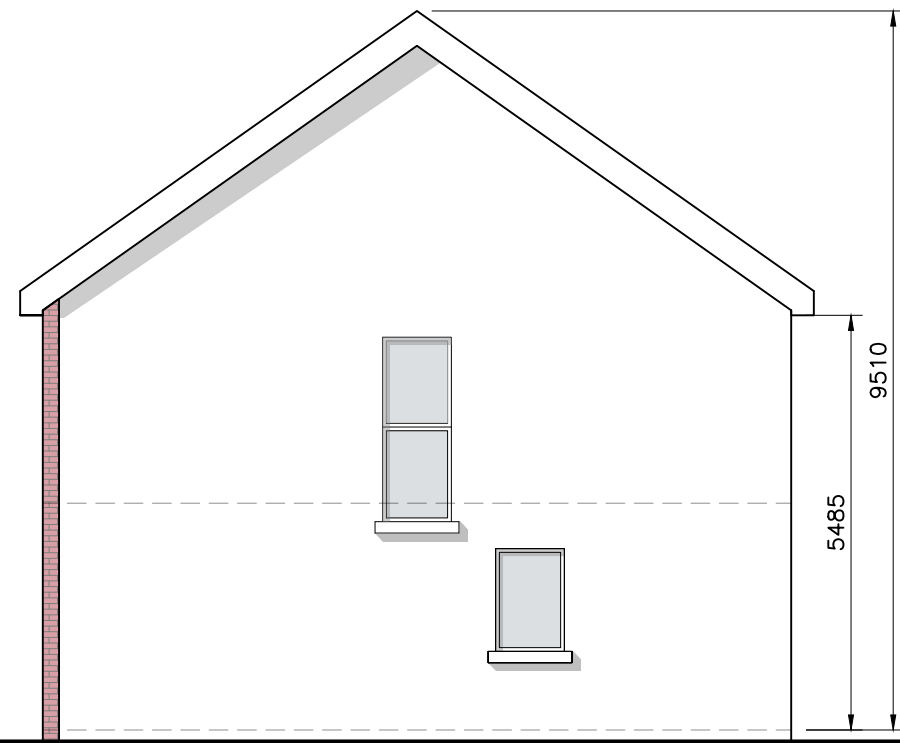
SECTION A-A



GABLE ELEVATION



REAR ELEVATION



GABLE ELEVATION

Where Semi-Detached occurs
- Includes windows to WC & Stairs

- © This drawing is copyright.
- 1 Do not scale this drawing.
- 2 Errors and omissions to be immediately notified to Architect.
- 3 All dimensions to be checked on site.
- 4 To be read with relevant Engineers drawings.



Refer to Site layout Plan for specific orientation of House Types.

Notes:

1. All dimensions in millimetres
2. Orientation varies. See site layout plan.
3. This Housetype may be handed. See site layout plan.
4. For proposed finished floor levels please refer to proposed site layout drawing.

External Finishes:

Roof:
Slate or clay/concrete tiles with solar thermal or photovoltaic panels subject to orientation and detailed design

Walls:
Painted render finish and/or Selected facing brick

Windows:
uPVC framed

Gutters/downpipes:
uPVC or aluminium

Front Door:
Selected coloured composite or painted timber door with fanlight and/or sidelight and/or glazed light in leaf

Front Door Canopy:
Pressed or standing seam metal on Timber framing

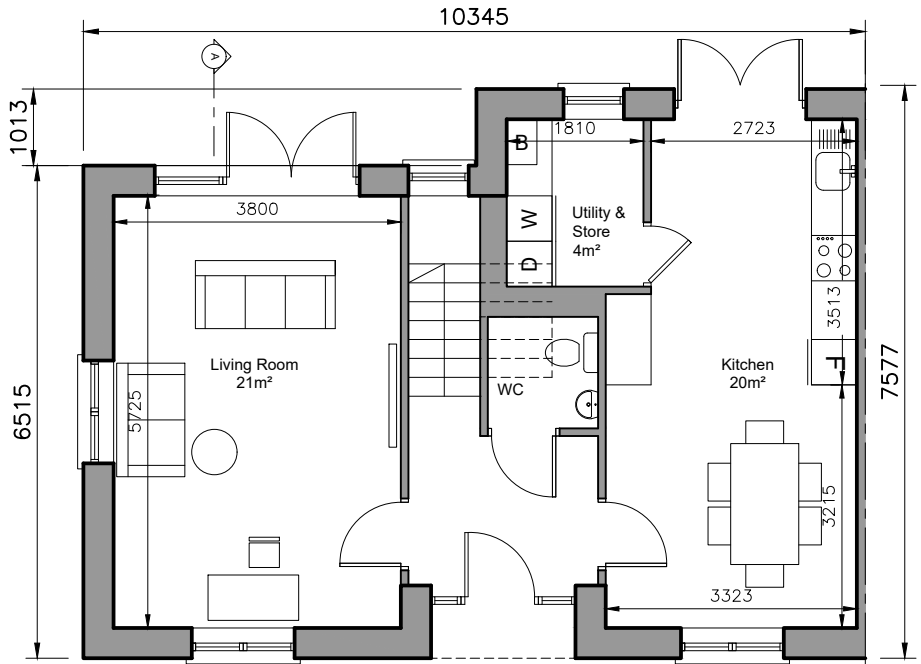
revisions date ins

description		drawing no.
House Type GY		1736-SHD-H-145
Plans, Section & Elevations		rev.
job	scale	1:100 A3
Development at Oldtown, Swords, Co. Dublin PHASE 5	date	MAR '22
	drawn	AOL
	checked	PG

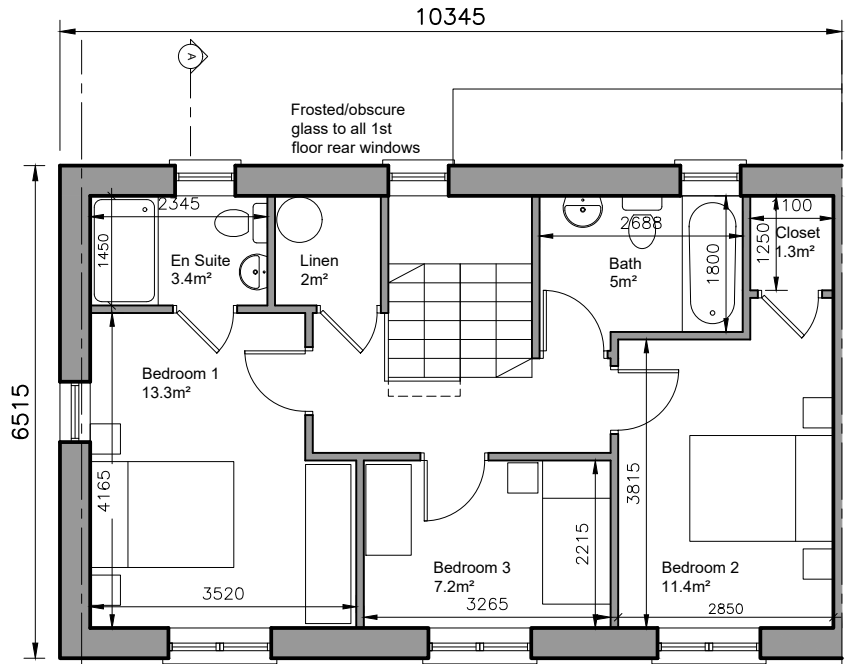
client	Gerard Gannon Properties
issue	Planning SHD Stage 3

CONROY CROWE KELLY ARCHITECTS
65 MERRION SQUARE DUBLIN 2
PHONE 6613990/1 FAX 6765715
e-mail info@cck.ie

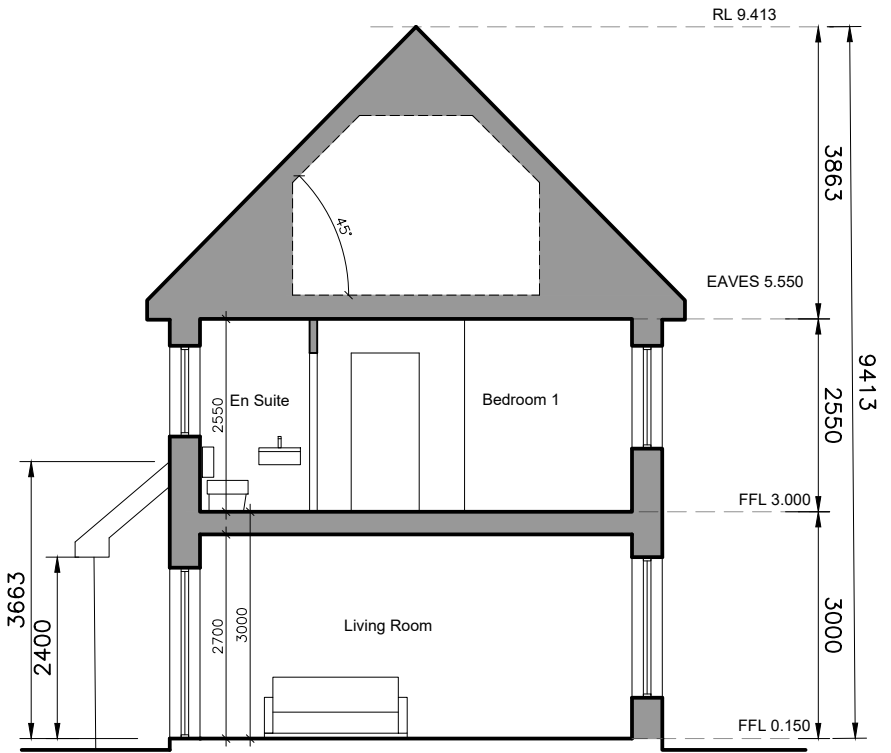
3-bed/5 person, 2 storey:		FCC Min.
Agg. Living	41	34
Agg. Bedrooms	31.9	32
Storage	6	5



GROUND FLOOR
Area 59 sq.m.
TOTAL FLOOR AREA
Area 115 sq.m.



FIRST FLOOR PLAN
Area 56 sq.m.



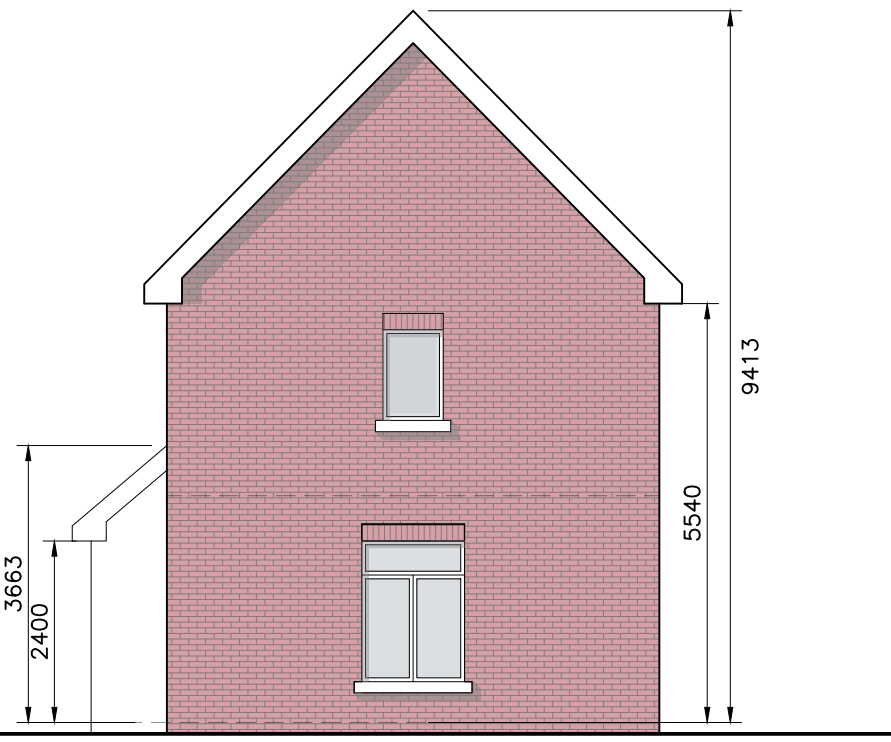
SECTION A-A



FRONT ELEVATION



REAR ELEVATION



GABLE ELEVATION
Where End-of-Terrace occurs

- © This drawing is copyright.
- 1 Do not scale this drawing.
- 2 Errors and omissions to be immediately notified to Architect.
- 3 All dimensions to be checked on site.
- 4 To be read with relevant Engineers drawings.



Refer to Site layout Plan for specific orientation of House Types.

- Notes:
1. All dimensions in millimetres
 2. Orientation varies. See site layout plan.
 3. This Housetype may be handed. See site layout plan.
 4. For proposed finished floor levels please refer to proposed site layout drawing.

External Finishes:

Roof: Slate or clay/concrete tiles with solar thermal or photovoltaic panels subject to orientation and detailed design

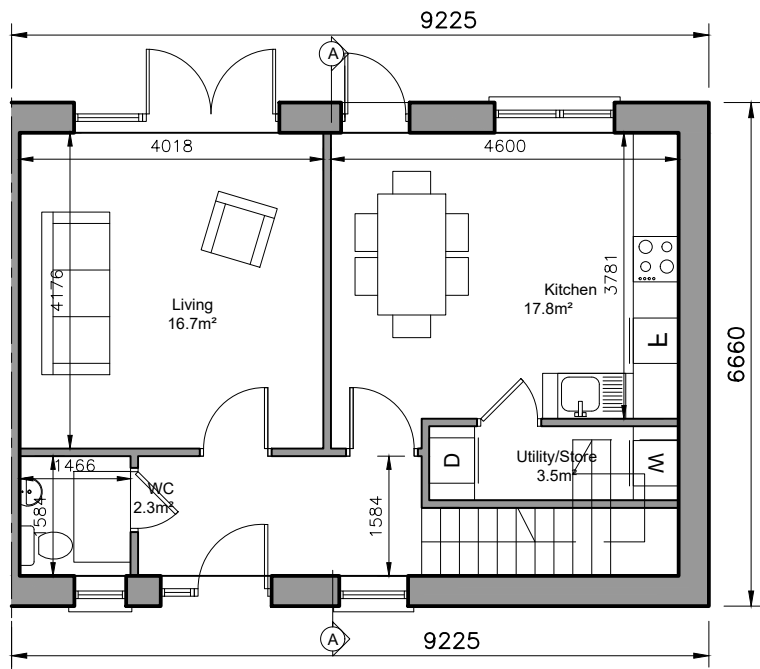
Walls: Painted render finish and/or Selected facing brick

Windows: uPVC framed

Gutters/downpipes: uPVC or aluminium

Front Door: Selected coloured composite or painted timber door with fanlight and/or sidelight and/or glazed light in leaf

revisions	date	inls
description		
House Type KY		drawing no. 1736-SHD-H-146
Plans, Section & Elevations		scale 1:100 A3
Development at Oldtown, Swords, Co. Dublin PHASE 5		date MAR '22
client Gerard Gannon Properties		drawn AOL
issue Planning SHD Stage 3		checked PG
CONROY CROWE KELLY ARCHITECTS 65 MERRION SQUARE DUBLIN 2 PHONE 6613990/1 FAX 6765715 e-mail info@cck.ie		

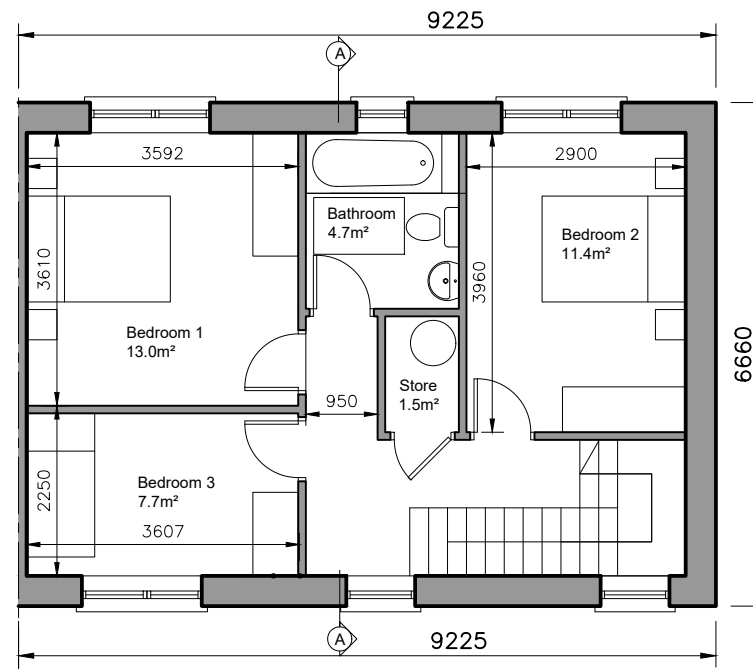


GROUND FLOOR

Area 50 sq.m.

TOTAL FLOOR AREA

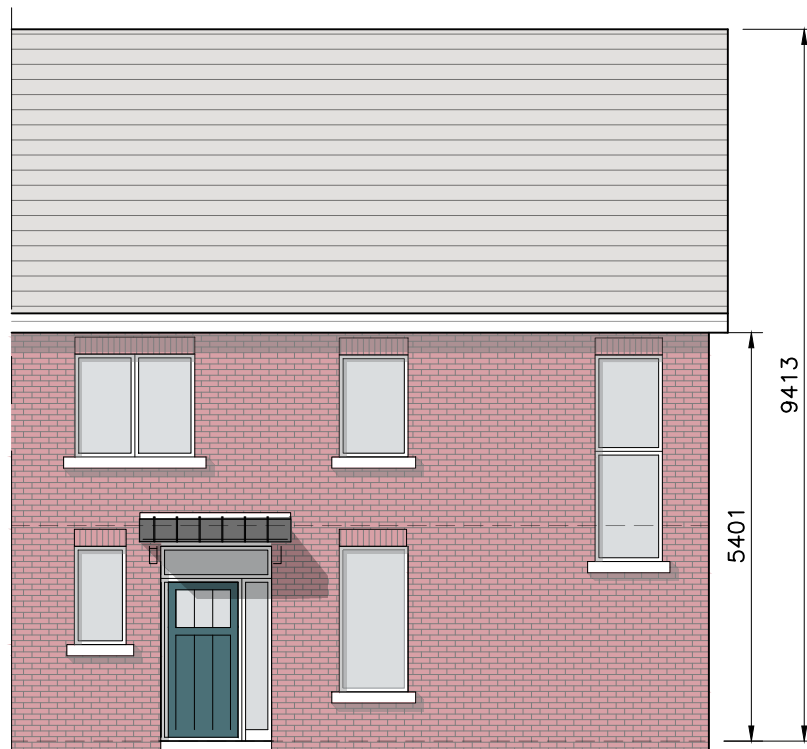
Area 101 sq.m.



FIRST FLOOR PLAN

Area 51 sq.m.

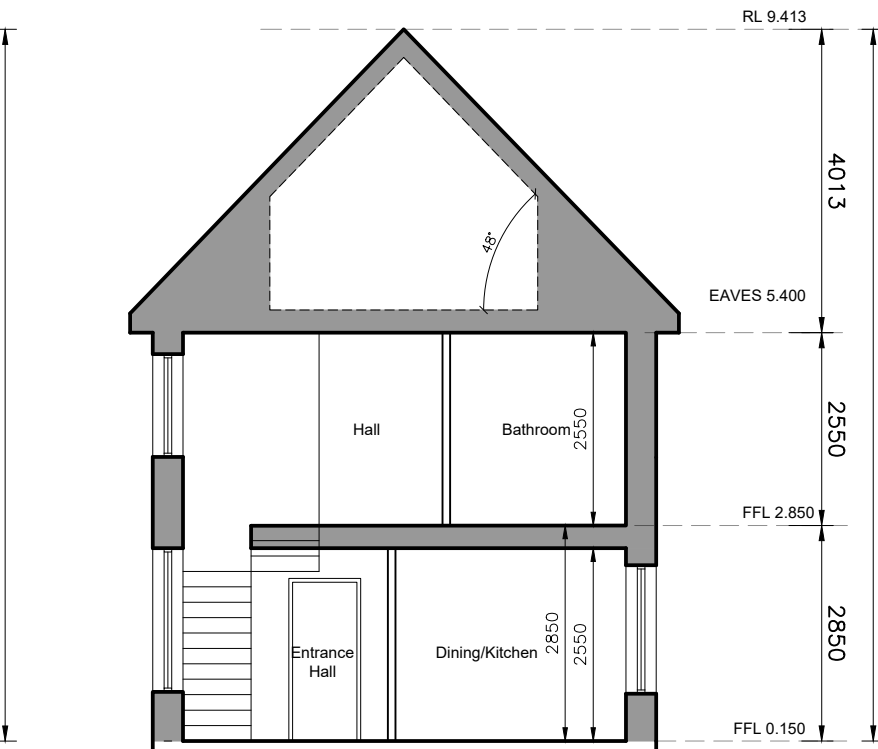
3-bed/5 person, 2 storey:		FCC Min.
Agg. Living	34.5	34
Agg. Bedrooms	32.1	32
Storage	5	5



FRONT ELEVATION



REAR ELEVATION



SECTION A-A

- © This drawing is copyright.
- Do not scale this drawing.
 - Errors and omissions to be immediately notified to Architect.
 - All dimensions to be checked on site.
 - To be read with relevant Engineers drawings.



Refer to Site layout Plan for specific orientation of House Types.

- Notes:**
- All dimensions in millimetres
 - Orientation varies. See site layout plan.
 - This Housetype may be handed. See site layout plan.
 - For proposed finished floor levels please refer to proposed site layout drawing.

External Finishes:

Roof:
Slate or clay/concrete tiles with solar thermal or photovoltaic panels subject to orientation and detailed design

Walls:
Painted render finish and/or Selected facing brick

Windows:
uPVC framed

Gutters/downpipes:
uPVC or aluminium

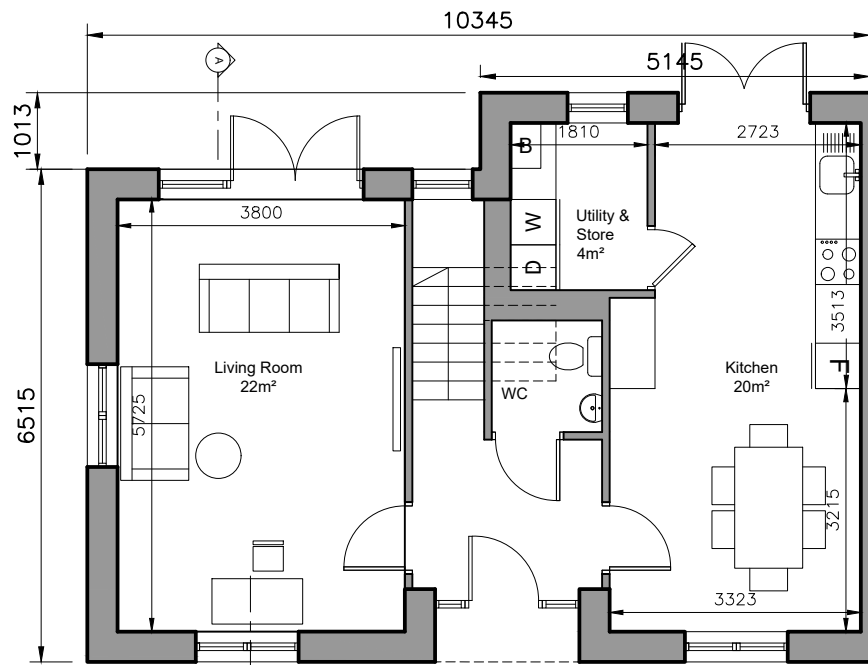
Front Door:
Selected coloured composite or painted timber door with fanlight and/or sidelight and/or glazed light in leaf

Front Door Canopy:
Pressed or standing seam metal on Timber framing

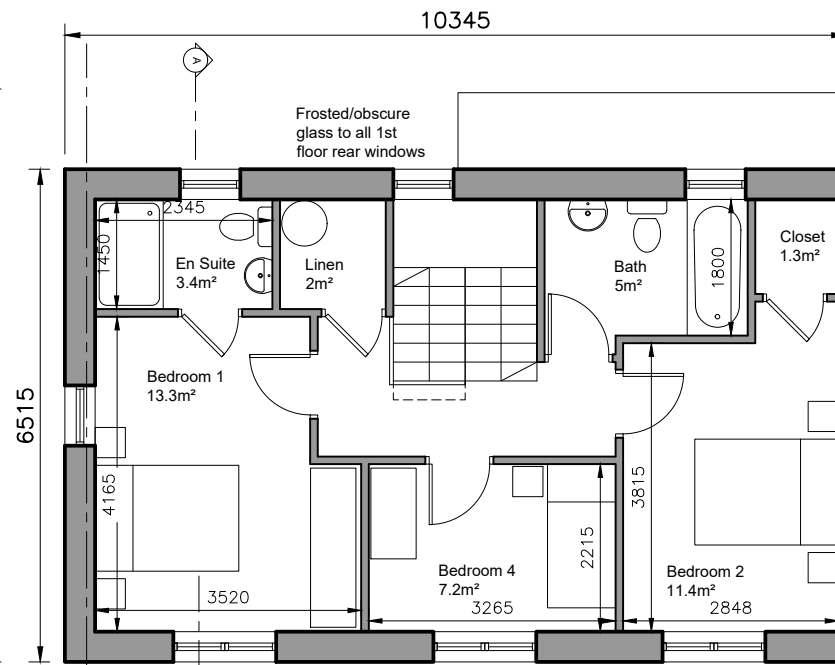
revisions	date	inits

description	drawing no.
House Type L	1736-SHD-H-147
Plans, Section & Elevations	1/17/20 - Adam Harris/James Sweeney
job	scale
Development at Oldtown, Swords, Co. Dublin PHASE 5	1:100 A3
	date
	MAR 22
	drawn
	AOL
	checked
	PG
client	
Gerard Gannon Properties	
issue	
Planning SHD Stage 3	

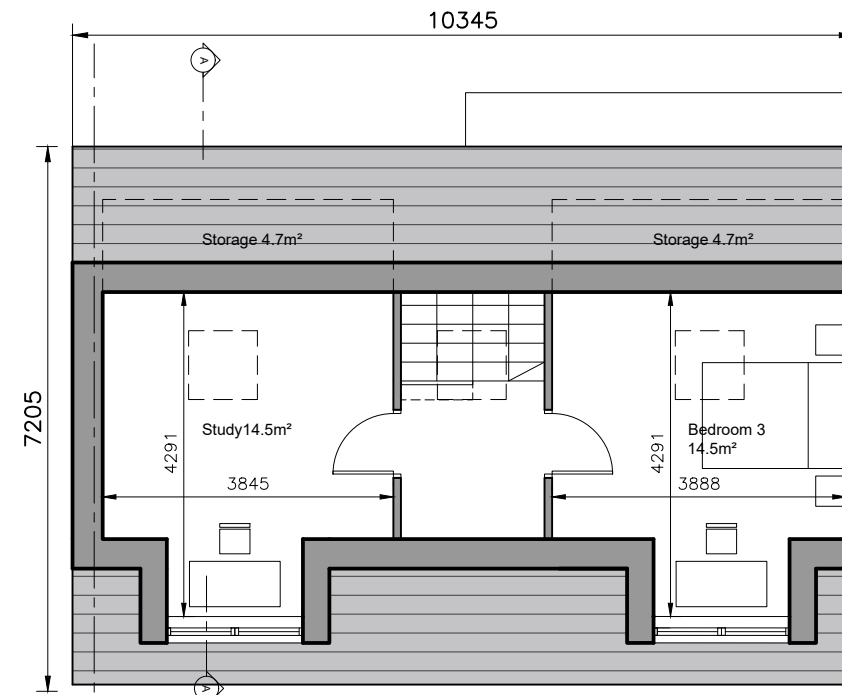
CONROY CROWE KELLY ARCHITECTS
65 MERRION SQUARE
DUBLIN 2
PHONE 6613990/1 FAX 6765715
e-mail info@cck.ie



GROUND FLOOR
Area 59 sq.m.
TOTAL FLOOR AREA
Area 151 sq.m.



FIRST FLOOR PLAN
Area 56 sq.m.



ATTIC FLOOR PLAN
Area 36 sq.m.

4-bed/7 person, 3 storey:		FCC Min.
Agg. Living	42	40
Agg. Bedrooms	46.4	43
Storage	15.4	6



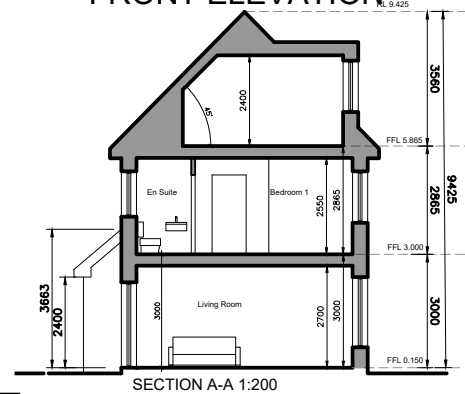
FRONT ELEVATION



REAR ELEVATION



GABLE ELEVATION



SECTION A-A 1:200

- © This drawing is copyright.
 1 Do not scale this drawing.
 2 Errors and omissions to be immediately notified to Architect.
 3 All dimensions to be checked on site.
 4 To be read with relevant Engineers drawings.



Refer to Site layout Plan for specific orientation of House Types.

Notes:

- All dimensions in millimetres
- Orientation varies. See site layout plan.
- This Housetype may be handed. See site layout plan.
- For proposed finished floor levels please refer to proposed site layout drawing.

External Finishes:

Roof:
Slate or clay/concrete tiles with solar thermal or photovoltaic panels subject to orientation and detailed design

Walls:
Painted render finish and/or Selected facing brick

Windows:
uPVC framed

Gutters/downpipes:
uPVC or aluminium

Front Door:
Selected coloured composite or painted timber door with fanlight and/or sidelight and/or glazed light in leaf

revisions date inls

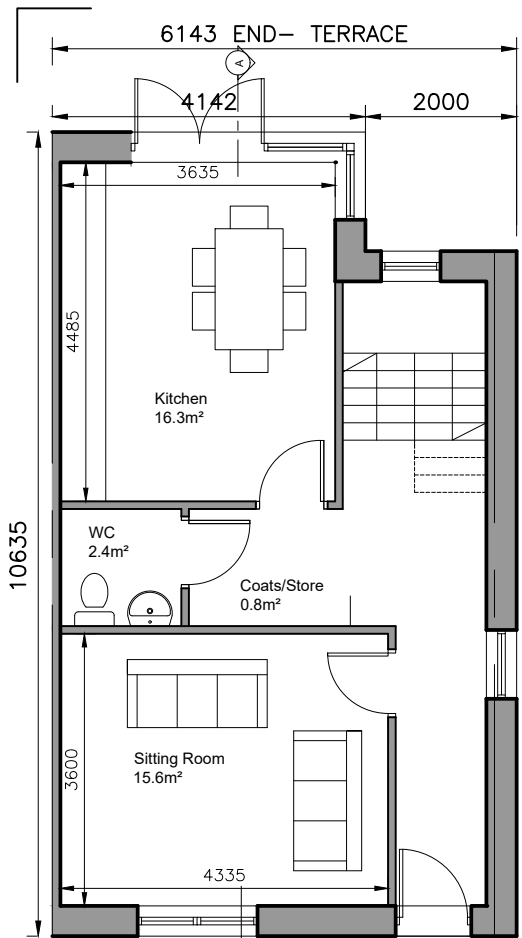
description	drawing no.
House Type SY	1736-SHD-H-148
Plans, Section & Elevations	

job	scale
Development at Oldtown, Swords, Co. Dublin PHASE 5	1:100 A3
	date MAR '22
	drawn AOL
	checked PG

client
Gerard Gannon Properties

issue
Planning SHD Stage 3

CONROY CROWE KELLY ARCHITECTS
65 MERRION SQUARE DUBLIN 2
PHONE 6613990/1 FAX 6765715
e-mail info@cck.ie



GROUND FLOOR

Area 52 sq.m.

TOTAL FLOOR AREA

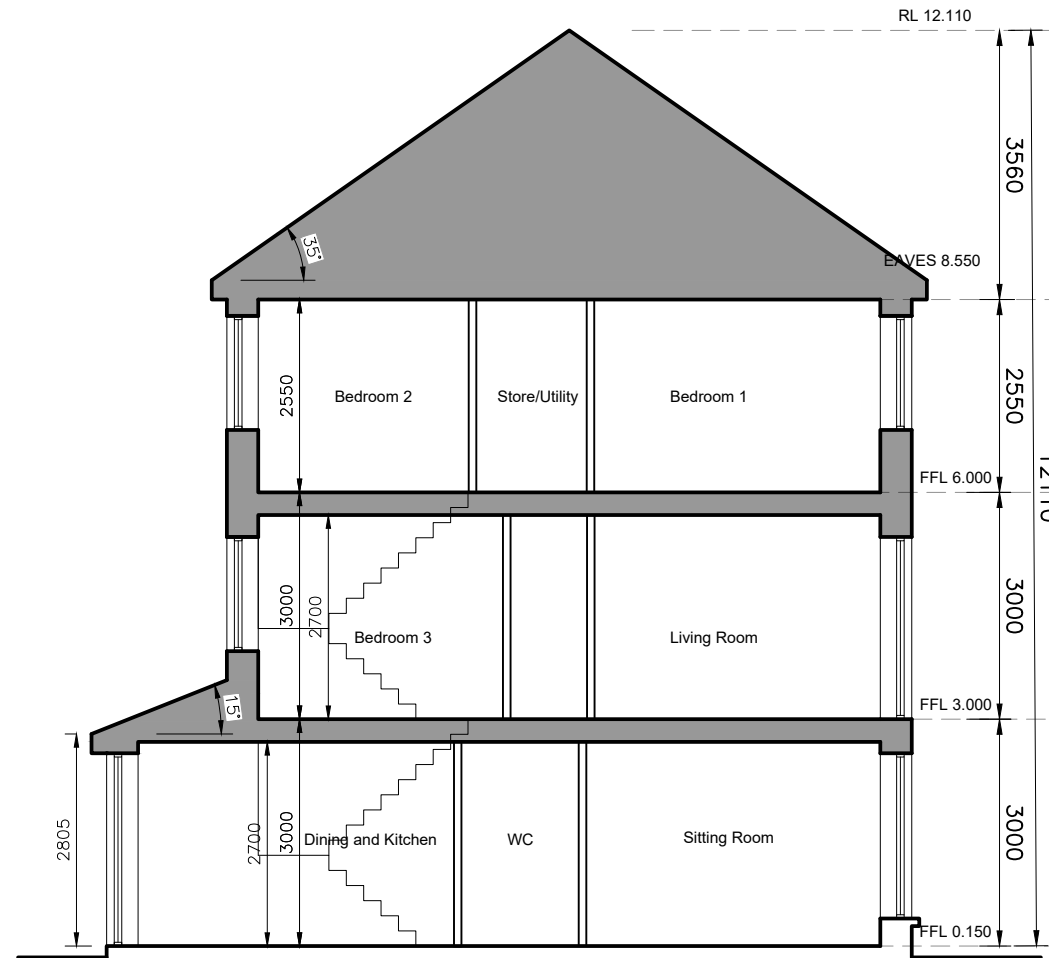
Area 144 sq.m.

FIRST FLOOR PLAN

Area 46 sq.m.

SECOND FLOOR PLAN

Area 46 sq.m.



SECTION A-A

- © This drawing is copyright.
- 1 Do not scale this drawing.
- 2 Errors and omissions to be immediately notified to Architect.
- 3 All dimensions to be checked on site.
- 4 To be read with relevant Engineers drawings.

NORTH



Refer to Site layout Plan for specific orientation of House Types.

1. All dimensions in millimetres
2. Orientation varies. See site layout plan.
3. This Housetype may be handed. See site layout plan.
4. For proposed finished floor levels please refer to proposed site layout drawing.

External Finishes:

Roof:
Slate or clay/concrete tiles with solar thermal or photovoltaic panels subject to orientation and detailed design

Walls:
Painted render finish and/or Selected facing brick

Windows:
uPVC framed

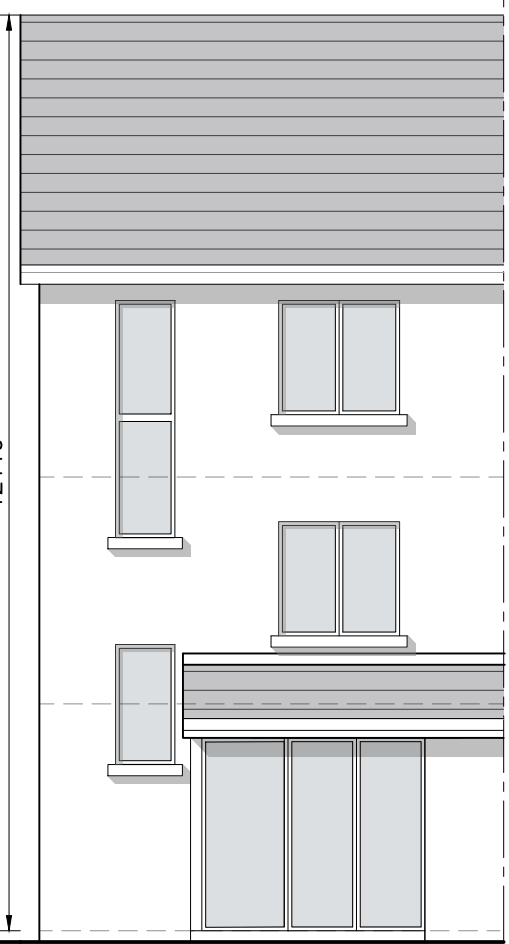
Gutters/downpipes:
uPVC or aluminium

Front Door:
Selected coloured composite or painted timber door with fanlight and/or sidelight and/or glazed light in leaf

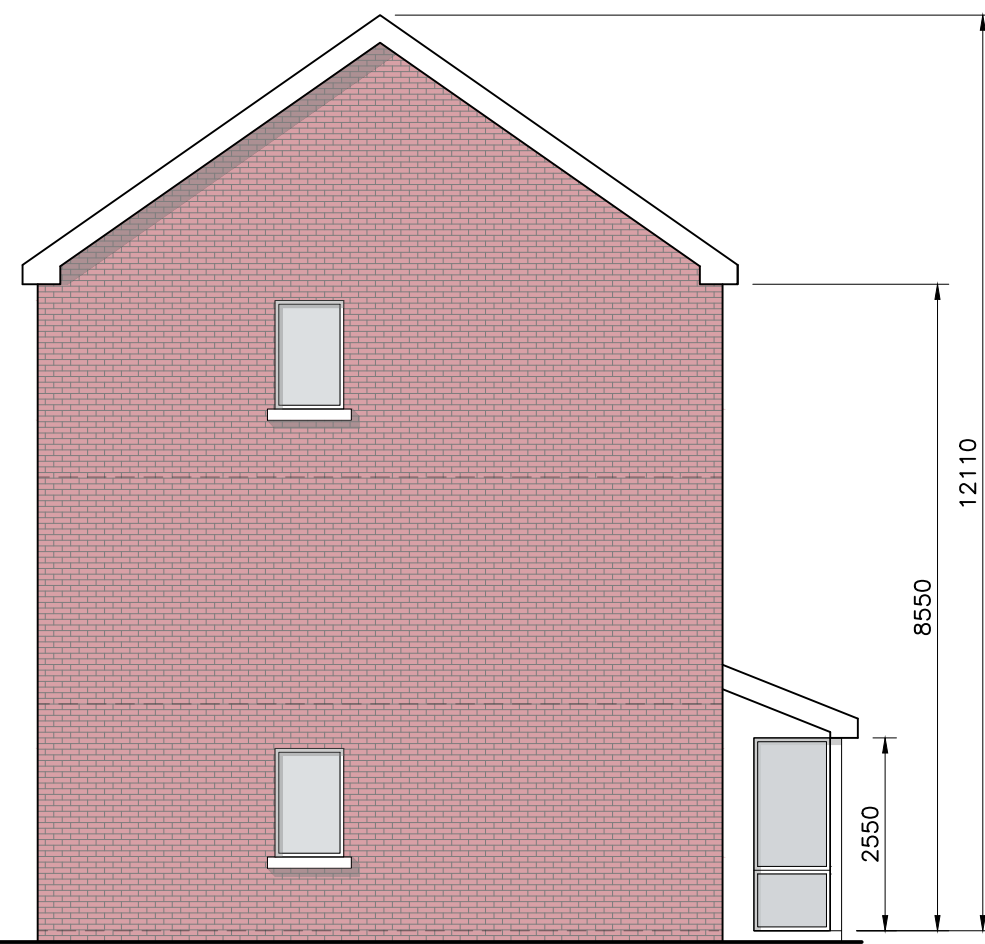
Front Door Canopy:
Pressed or standing seam metal on Timber framing



FRONT ELEVATION



REAR ELEVATION



GABLE ELEVATION

3-bed/5 person, 3 storey:		FCC Min.
Agg. Living	53.3	34
Agg. Bedrooms	35.4	32
Storage	7.7	5

revisions	date	ints
description		
House Type N1Y		
Plans, Section & Elevations		
job	scale	drawn no.
Development at Oldtown, Swords, Co. Dublin PHASE 5	1:100 A3	1736-SHD-H-149
client	date	drawn
Gerard Gannon Properties	MAR '22	
issue	drawn	
Planning SHD Stage 3	AOL	
	checked	
	PG	
CONROY CROWE KELLY ARCHITECTS 65 MERRION SQUARE DUBLIN 2 PHONE 6613990/1 FAX 6765715 e-mail info@ckk.ie		

